



**CONSOLIDATED COMMISSION ON UTILITIES**

Guam Power Authority | Guam Waterworks Authority  
P.O. Box 2977 Hagatna, Guam 96932 | (671) 648-3002 | [guamccu.org](http://guamccu.org)

**GUAM WATERWORKS AUTHORITY WORK SESSION**

*CCU Conference Room  
4:30 p.m., Tues., November 19, 2019*

**AGENDA**

**1. ISSUES FOR DECISION**

- 1.1 [Relative to Contract Renewal Under Indefinite Quantity Contract with JMI Edison for Submersible Pumps and Motor Inventory for Deep Wells / Resolution No. 07-FY2020](#)
- 1.2 [Relative to Approval of Contract for Construction of the Outfall Effluent Diffuser Installation Project for Upgrade of the Northern District wastewater Treatment Plant, Project No. S-18-002-OEA / Resolution No. 08-FY2020](#)
- 1.3 [Relative to the Adoption of General Provisions to Guam Waterworks Authority Operating Budgets / Resolution No. 09-FY2020](#)

**2. GM REPORT**

- 2.1 [GM Summary](#)

**3. ISSUES FOR DISCUSSION**

**4. OTHER DISCUSSION**

**5. DIVISION REPORTS**

- 5.1 [Communications](#)
- 5.2 [Compliance & Safety](#)
- 5.3 [Customer Service](#)
- 5.4 [Engineering](#)
- 5.5 [Finance](#)
- 5.6 [Operations](#)

**6. ANNOUNCEMENTS**

- 6.1 [Next CCU Meetings: GPA Work Session: Nov 21; CCU Regular Monthly Mtg. Nov 26](#)

**7. EXECUTIVE SESSION**

- 7.1 [Litigation Matter](#)

**8. ADJOURNMENT**



# GUAM WATERWORKS AUTHORITY

"Better Water, Better Lives."

Gloria B. Nelson Public Service Building | 688 Route 15 | Mangilao, Guam 96913

Tel: (671) 300-6846

## Issues for Decision

### Resolution No. 07-FY2020

Relative to Contract Renewal Under Indefinite Quantity Contract with JMI Edison for Submersible Pump and Motor Inventory for Deep Wells

### What is the project's objective and is it necessary and urgent?

This request will be used in purchasing pumps and motors to improve reliability of GWA's water supply system. The project is to provide submersible pumps and motors to GWA Deep Wells to ensure adequate stock is available at all times and bring back online existing down wells. The objective is to maintain adequate pumps and motors in inventory at all times.

### Where is the location?

GWA Island-wide Deep-well Production Facilities.

### How much will it cost?

Seven Hundred Fourteen Thousand One Hundred Two Dollars and Eleven Cents (\$714,102.11)

Actual Total Purchases	Motors	Pumps	Total	Ave / Qtrly	Start Date	End Date
	91	123	214			
3 Year contract	\$679,389.14	\$403,511.28	\$1,082,900.42	\$120,322.27	5-Jun-15	4-Jun-18

**2019 Estimated Order	Est Qty Qtrly Order	2019 Revised Order	One Year Order
2019 Motor Spares	13	\$103,965.05	\$415,860.18
2019 Pump Spares	24	\$80,251.59	\$321,006.37
<b>TOTAL AMOUNT</b>		<b>\$184,216.64</b>	<b>\$736,866.55</b>

\*\*PUC Docket 19-02, Approved Nov. 29, 2018.

***2020 TOTAL	Est Qtrly Order	Est Qtrly Cost	2020 TOTAL Qty	2020 TOTAL COST
2020 Motor Spares	15	\$111,742.44	60	\$446,969.74
2020 Pump Spares	20	\$66,783.09	79	\$267,132.37
	35	\$178,525.53	139	\$714,102.11

\*\*\*CCU and PUC Approval Request, Nov. 19, 2019.

**When will it be completed?**

The indefinite quantity contract was in place for an initial term of 3 years and two (2) years one-year option to renew. Purchases will be ongoing on an as-needed basis over the life of the contract term.

Contract Term	Three (3) years.
Notice to Proceed	Vendor Acceptance of Notice Dated June 4, 2015
Start of 3 Year Contract	June 5, 2018
End of 3 Year Contract	June 4, 2018

**1 Year Renewal**

Start of 1 Year Renewal	August 10, 2018
End of 1 Year Renewal	August 9, 2019

**2<sup>nd</sup> Year Renewal**

Start of 1 Year Renewal	August 23, 2019
End of 1 Year Renewal	August 22, 2020

**What is the funding source(s)?**

FY2020 Internally Funded CIP.

**The RFP / Bid Responses**

IFB 2015-03 Submersible Motors, Pumps and Pump and Motor.



**CONSOLIDATED COMMISSION ON UTILITIES**  
Guam Power Authority | Guam Waterworks Authority  
P.O. Box 2977 Hagatna, Guam 96932 | (671)649-3002 | guamccu.org

**GWA RESOLUTION NO. 07-FY2020**

**RELATIVE TO CONTRACT RENEWAL OF PURCHASES UNDER INDEFINITE  
QUANTITY CONTRACT WITH JMI-EDISON FOR SUBMERSIBLE PUMPS AND  
MOTORS INVENTORY FOR DEEPWELLS**

**WHEREAS**, under 12 G.C.A. § 14105, the Consolidated Commission on Utilities (“CCU”) has plenary authority over financial, contractual, and policy matters relative to the Guam Waterworks Authority (“GWA”); and

**WHEREAS**, the Guam Waterworks Authority (“GWA”) is a Guam Public Corporation established and existing under the laws of Guam; and

**WHEREAS**, GWA advertised an Invitation for Bid (IFB) 2015-03 soliciting cost quotations from experienced and responsive bidders to provide Deep Well Submersible Pumps and Motors to provide adequate stock replenishment when needed; and

**WHEREAS**, there was one responsive and responsible bidder who met Submersible Pumps and Motors requirements of IFB 2015-03; and

**WHEREAS**, the IFB 2015-03 offers were evaluated by GWA’s review committee; and

**WHEREAS**, GWA’s review committee determined that the offer for Submersible Pumps and Motors made by JMI-Edison is fair and reasonable by the basis of past purchases made (EXHIBIT A); and

**WHEREAS**, GWA accepted JMI-Edison’s bid proposal of indefinite quantity bid of “All or None Bid for Franklin Electric Motors” and “All or None Bid for Franklin Electric and

Grundfos Pump” with an estimated total amount of Seven Hundred Six Thousand Six Hundred Eighty-Seven Dollars and Thirty Cents (\$706,687.30) (EXHIBIT B); and

**WHEREAS**, CCU approved the three (3) year contract with JMI Edison in the amount of Seven Hundred Six Thousand Six Hundred Eighty-Seven Dollars and Thirty Cents (\$706,687.30) (EXHIBIT C); and

**WHEREAS**, GWA Management renewed the contract for a one-year term (EXHIBIT D); and

**WHEREAS**, GWA Management renewed the contract for a second one-year term (EXHIBIT E); and

**WHEREAS**, PUC approved the purchase of Submersible Pumps and Motors under existing contract with JMI-Edison for FY2018, at a cost not to exceed Six Hundred Twelve Thousand Seven Hundred Seventy-Eight Dollars and Thirteen Cents (\$612,778.13) (EXHIBIT F); and

**WHEREAS**, PUC approved the purchase of Submersible Pumps and Motors under existing contract with JMI-Edison for FY2019, at a cost not to exceed Seven Hundred Thirty-Six Thousand Eight Hundred Sixty-Six Dollars and Fifty-Five Cents (\$736,866.55) (EXHIBIT G); and

**WHEREAS**, GWA Management seeks CCU approval to purchase sixty (60) submersible motors of various sizes in the amount of Four Hundred Forty Six Thousand Nine Hundred Sixty Nine Dollars and Seventy Four Cents (\$446,969.74) and seventy-nine (79) submersible pumps of various types or stages in the amount of Two Hundred Sixty Seven Thousand One Hundred Thirty Two Dollars and Thirty Seven Cents (\$267,132.37) which totals to Seven Hundred Fourteen Thousand One Hundred Two Dollars and Eleven Cents (\$714,102.11) (EXHIBIT H) ; and

1       **WHEREAS**, the source of funding for the purchase of sixty (60) submersible motors and  
2 seventy-nine (79) submersible pumps of various types or stages will be from FY2020 Internally  
3 Funded Capital Improvement Projects.

4  
5       **NOW BE IT THEREFORE RESOLVED**; the Consolidated Commission on Utilities  
6 does hereby approve the following:

- 7           1. The recitals set forth above hereby constitute the findings of the CCU.  
8           2. The CCU hereby authorizes the management of GWA to proceed based on the  
9           renewal for a second one-year contract with IFB 2015-03 (EXHIBIT E).  
10          3. The CCU hereby further authorizes the management of GWA to purchase  
11          Seven Hundred Fourteen Thousand One Hundred Two Dollars and Eleven  
12          Cents (\$714,102.11) (EXHIBIT H), and authorizes management to seek PUC  
13          approval as required by GWA Docket 19-02 (EXHIBIT G).  
14          4. The CCU hereby further approves the funding amount total of Seven Hundred  
15          Fourteen Thousand One Hundred Two Dollars and Eleven Cents  
16          (\$714,102.11).

17  
18       **RESOLVED**, that the Chairman certified and the Board Secretary attests to the adoption  
19 of this Resolution.

20  
21       **DULY AND REGULARLY ADOPTED**, this 26<sup>th</sup> day of November, 2019.

22  
23       Certified by:

24  
25       \_\_\_\_\_  
26       **JOSEPH T. DUENAS**  
27       Chairperson

28  
29       Attested by:

30  
31       \_\_\_\_\_  
32       **MICHAEL T. LIMTIACO**  
Secretary

**SECRETARY'S CERTIFICATE**

I, Michael T. Limtiaco, Board Secretary of the Consolidated Commission on Utilities as evidenced by my signature above do hereby certify as follows:

The foregoing is a full, true and accurate copy of the resolution duly adopted at a regular meeting by the members of the Guam Consolidated Commission on Utilities, duly and legally held at a place properly noticed and advertised at which meeting a quorum was present and the members who were present voted as follows:

AYES:

\_\_\_\_\_

NAYS:

\_\_\_\_\_

ABSTENTIONS:

\_\_\_\_\_

ABSENT:

\_\_\_\_\_

01:33:03 p.m. 03-31-2015 2 6716493750

6716493750

GWA Procurement Supply

01:22:59 p.m. 03-31-2015

2/3

**EXHIBIT A**

## GUAM WATERWORKS AUTHORITY

"Better Water. Better Lives."

Gloria B. Nelson Public Services Building

688 Route 15, Mangilao, Guam 96913

Tel: (671) 300-6026/27 Fax: (671) 649-3750

**MAR 31 2015**

JMI Edison  
125 North Marine Drive  
P.O. Box 6577  
Tamuning, Guam 96931  
Ph: 646-6400 Fax: 649-4835

RE: Notice of Award for GWA Bid No. 2015-03  
For: Submersible Motors, Pumps, and Pump & Motor

Hafa Adai!


The Guam Waterworks Authority ("GWA") has considered the bid submitted by JIM Edison for the above described reference in response to its Advertisement for Bids dated January 29, 2015.

Therefore, JMI Edison is hereby notified the proposal for the Indefinite Quantity Bid has been accepted by GWA. Please be advised the Bid Bond must remain in full force and effect until all performance periods have ended (e.g., until warranty period has ended as any warranty is a service provided in conjunction with the delivery of goods).

You are hereby advised that any obligations incurred by JMI Edison prior to execution of the contract are at your own risk. GWA shall have no obligation to reimburse costs incurred prior to execution of the contract.

You are required to return an acknowledged copy of this Notice of Award to the Procurement & Supply Administrator.

Sincerely,

 3/30/2015  
Mark G. Miller  
General Manager, Interim



01:33:03 p.m. 03-31-2015	3	6716493750
--------------------------	---	------------

6716493750

GWA Procurement Supply

01:23:15 p.m. 03-31-2015

3 / 3

*Ref: IFB 2015-03 Submersible Motors, Pumps, and Pump & Motor*

### ACCEPTANCE OF NOTICE

Receipt of the above NOTICE OF AWARD is hereby acknowledged

Dated this 31<sup>st</sup> day of March 2015.

By JEFFREY PAESTE  
Title Operations Manager

\*\*\*\*\* END OF NOTICE OF AWARD \*\*\*\*\*



**EXHIBIT B**

## **GUAM WATERWORKS AUTHORITY**

**“Better Water. Better Lives.”**

Gloria B. Nelson Public Services Building  
688 Route 15, Mangilao, Guam 96913

---

### **MEMORANDUM**

**TO:** General Manager  
**VIA:** Supply Management Administrator  
**FROM:** Evaluation Committee Members  
**SUBJECT:** Invitation to Bid No. GWA 2015-03  
Ref: Submersible Motors, Pumps, and Pump & Motor

Invitation for Bid No: GWA 2015-03 was officially announced and advertised in the Pacific Daily News, Marianas Variety and Guam Waterworks Authority Website on January 29, 2015 and open as scheduled on March 04, 2015 @ 10:00 am. Twelve (12) prospective bidders expressed their interests by acknowledging receipt of the bid package thru GWA's website.

**Bidders Register:**

- |                       |                     |
|-----------------------|---------------------|
| 1. Z Enterprises, Inc | 7. HDR, Inc         |
| 2. Frontier Supply    | 8. Guam Pacific Ent |
| 3. Hikhjkj            | 9. JJ Global        |
| 4. JMI Edison         | 10. Inland Builders |
| 5. Black Const. Corp  | 11. Xiong's Family  |
| 6. Benson Guam Ent    | 12. David Meinung   |

Of the twelve (12), one (1) submitted their bid package, namely:

- JMI Edison

An evaluation committee was formally assembled and met on March 17, 2015 @ 9:30 am in Procurement's office to review/discuss and evaluate the bid.

Committee members consist of:

- Ron Topasna
- Karen Grape
- Peter Salas

*Ref: IFB 2015-03 Submersible Motors, Pumps, and Pump & Motor*

The committee members reviewed the bid proposal and have determined JMI Edison being the only bidder, respectfully submitted a fair cost and are as followed:

<u>ITEM NO.</u>	<u>DESCRIPTION</u>	<u>ESTIMATED QTY</u>	<u>UNIT COST</u>	<u>EXTENSION</u>
-----------------	--------------------	----------------------	------------------	------------------

**“All or None Bid for Franklin Electric Motors”**

1.1A	SUBMERSIBLE MOTOR 10 H.P.	1	EA	\$2,218.17	\$2,218.17
B	SUBMERSIBLE MOTOR 20 H.P.	2	EA	\$2,797.88	\$5,595.76
C	SUBMERSIBLE MOTOR 30 H.P.	1	EA	\$3,487.42	\$3,487.42
D	SUBMERSIBLE MOTOR 40 H.P.	3	EA	\$4,023.70	\$12,071.10
E	SUBMERSIBLE MOTOR 50 H.P.	3	EA	\$5,332.76	\$15,998.28
F	SUBMERSIBLE MOTOR 60 H.P.	37	EA	\$6,110.36	\$226,083.32
G	SUBMERSIBLE MOTOR 75 H.P.	3	EA	\$11,171.65	\$33,514.95
H	SUBMERSIBLE MOTOR 100 H.P.	4	EA	\$12,330.12	\$49,320.48
I.	SUBMERSIBLE MOTOR 125 H.P.	2	EA	\$16,179.37	\$32,358.74
J.	SUBMERSIBLE MOTOR 150 H.P.	3	EA	\$19,393.95	\$58,181.85

**Total Cost: \$438,830.07**

Ref: IFB 2015-03 Submersible Motors, Pumps, and Pump &amp; Motor

<u>ITEM NO.</u>	<u>DESCRIPTION</u>	<u>ESTIMATED QTY</u>	<u>UNIT COST</u>	<u>EXTENSION</u>
-----------------	--------------------	----------------------	------------------	------------------

**"All or None Bid for Franklin Electric & Grundfos Pumps"**

2.1 A.	SUBMERSIBLE PUMP 70SR7, 6" X 8 STAGE	1	EA	\$1,020.24	\$1,020.24
B.	SUBMERSIBLE PUMP 70SR15, 6" X 15 STAGE	1	EA	\$1,395.34	\$1,395.34
<del>C.</del>	<del>SUBMERSIBLE PUMP 150SR30, 6" X 14 STAGE</del>	<del>1</del>	<del>EA</del>	<del>\$1,484.16</del>	<del>\$1,484.16</del>
D.	SUBMERSIBLE PUMP 150SR40, 6" X 19 STAGE	1	EA	\$1,885.65	\$1,885.65
E.	SUBMERSIBLE PUMP 175SR20, 6" X 8 STAGE	1	EA	\$1,843.65	\$1,843.64
F.	SUBMERSIBLE PUMP 175SR25, 6" X 10 STAGE	2	EA	\$2,147.92	\$4,295.84
G.	SUBMERSIBLE PUMP 175SR30, 6" X 12 STAGE	1	EA	\$2,459.99	\$2,459.99
H.	SUBMERSIBLE PUMP 175SR40, 6" X 14 STAGE	10	EA	\$2,714.46	\$27,144.60
I.	SUBMERSIBLE PUMP 175SR40, 6" X 16 STAGE	3	EA	\$2,981.52	\$8,944.56
J.	SUBMERSIBLE PUMP 175SR50, 6" X 18 STAGE	1	EA	\$3,253.38	\$3,253.38
K.	SUBMERSIBLE PUMP 250SR25, 6" X 9 STAGES	1	EA	\$1,578.98	\$1,578.98
L.	SUBMERSIBLE PUMP 250SR30, 6" X 10 STAGES	3	EA	\$1,674.40	\$5,023.20
M.	SUBMERSIBLE PUMP 250SR40, 6" X 12 STAGES	3	EA	\$1,937.27	\$5,811.81
N.	SUBMERSIBLE PUMP 250SR40, 6" X 14 STAGES	4	EA	\$2,349.56	\$9,398.24

*Ref: IFB 2015-03 Submersible Motors, Pumps, and Pump & Motor*

O.	SUBMERSIBLE PUMP 250SR50, 6" X 15 STAGES	10	EA	\$2,327.96	\$23,279.60
P.	SUBMERSIBLE PUMP 250SR50, 6" X 18 STAGES	2	EA	\$2,942.51	\$5,885.02
Q.	SUBMERSIBLE PUMP 250SR60, 6" X 20 STAGES	3	EA	\$3,223.97	\$9,671.91
R.	SUBMERSIBLE PUMP 325SR25, 6" X 7 STAGES	1	EA	\$1,541.17	\$1,541.17
S.	SUBMERSIBLE PUMP 325SR40, 6" X 9 STAGES	2	EA	\$1,842.45	\$3,684.90
T.	SUBMERSIBLE PUMP 325SR40, 6" X 11 STAGES	1	EA	\$2,236.14	\$2,236.14
U.	SUBMERSIBLE PUMP 325SR50, 6" X 13 STAGES	13	EA	\$2,552.42	\$33,181.46
V.	SUBMERSIBLE PUMP 325SR60, 6" X 18 STAGES	2	EA	\$3,319.40	\$6,638.80
W.	SUBMERSIBLE PUMP 325SR75, 6" X 21 STAGES	1	EA	\$4,905.58	\$4,905.58
X.	SUBMERSIBLE PUMP 400SR50, 8" X 7 STAGES	1	EA	\$3,494.64	\$3,494.64
Y.	SUBMERSIBLE PUMP 400SR75, 8" X 10 STAGES	2	EA	\$4,736.93	\$9,473.86
Z.	SUBMERSIBLE PUMP 400SR100, 8" X 13 STAGES	3	EA	\$5,418.10	\$16,254.30
AA.	SUBMERSIBLE PUMP 475SR100, 8" X 11 STAGES	3	EA	\$5,426.50	\$16,279.50
AB.	SUBMERSIBLE PUMP 475SR125, 8" X 14 STAGES	2	EA	\$6,226.49	\$12,452.98
AC.	SUBMERSIBLE PUMP 625S-1500, 8" x 7A STAGES	2	EA	\$9,468.84	\$18,937.68

***Ref: IFB 2015-03 Submersible Motors, Pumps, and Pump & Motor***

AD.	SUBMERSIBLE PUMP 625S-1500, 8" x 7 STAGES	2	EA	\$9,468.84	\$18,937.68
AE.	SUBMERSIBLE PUMP 800S-1000, 8" x 4A STAGES	1	EA	\$5,462.38	\$5,462.38

**Total Cost: \$267,857.23*****[Grand Total Cost: \$706,687.30]***

After a thorough evaluation, the committee members clarified and confirmed with JMI Edison on Item No: 1.1a the submitted Total Cost indicated \$212,746.75. JMI responded dated on March 26, 2015 and advised the members it was a typographical error and the total cost should state \$438,830.07. In closing, the committee members agreed to accept the bid offer from JMI Edison and have determined they submitted and complied with all specifications and requirements set forth in the IFB.

**Summary:**

**This is an "Indefinite Quantity Bid" pursuant to the Guam Procurement Regulations. The quantities reflected are only estimated and not guarantee of amounts to be purchased.** Quantities may increase or decrease thru the duration of the contract and continued purchase is subject to the availability of funds. No guarantee or other commitment is made to vendors in terms of purchasing quantity and the amounts set forth in this bid are only estimates of needs for the near term.

***Please note: This is an Indefinite Quantity Bid so the grand total cost stated above does not mean it's a guaranteed cost that GWA will be issuing.***

**Contract Term:**


GWA and the lowest responsible bidder may enter into a contract (which may be in the form of a Purchase Order) on terms acceptable to GWA which shall commence upon vendor's acknowledged receipt of a Notice to Proceed from GWA. The initial term of the contract is three (3) years with two (2) one year options to renew, subject to availability of funds and agreement between the parties.

Concurred and accepted by the committee members:

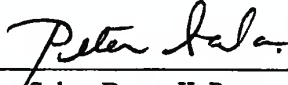


Ron Topasna, Water Plant Superintendent

Ref: IFB 2015-03 Submersible Motors, Pumps, and Pump & Motor




Karen Cheryl O. Grape, Management Analyst III, Operations



Peter Salas, Buyer II, Procurement

Your approval is greatly appreciated.



Antonio Camacho

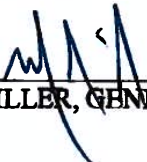
In consideration of the foregoing, please indicate your approval of this recommendation by your signature below.

☒ CONCURRED      ☐ UNCONCURRED



VINCENT ED. GUERRERO, SMA

☒ APPROVED      ☐ DISAPPROVED



3/30/2015

MARK G. MILLER, GENERAL MANGER, INTERIM

**GUAM CONSOLIDATED COMMISSION ON UTILITIES**

**RESOLUTION NO. 22-FY2017**

**RATIFICATION OF PURCHASES UNDER INDEFINITE QUANTITY CONTRACT  
WITH JMI-EDISON FOR SUBMERSIBLE PUMPS AND MOTORS FOR GWA DEEP  
WELLS**

**WHEREAS**, under 12 G.C.A. § 14105, the Consolidated Commission on Utilities (“CCU”) has plenary authority over financial, contractual and policy matters relative to the Guam Waterworks Authority (“GWA”); and

**WHEREAS**, the Guam Waterworks Authority (“GWA”) is a Guam Public Corporation established and existing under the laws of Guam; and

**WHEREAS**, GWA advertised an Invitation for Bid (IFB) 2015-03 soliciting cost quotations from experienced and responsive bidders to provide Deep Well Submersible Pumps and Motors and provide adequate stock replenishment when needed; and

**WHEREAS**, there was one responsive and responsible bidder who met the Submersible Pumps and Motors requirements of IFB 2015-03; and

**WHEREAS**, IFB 2015-03 offers were evaluated by GWA’s review committee; and

**WHEREAS**, GWA’s review committee determined that the offer for Submersible Pumps and Motors made by JMI-Edison was fair and reasonable by the basis of past purchases made [EXHIBIT A]; and

**WHEREAS**, GWA accepted JMI-Edison’s bid proposal of indefinite quantity bid of “All or None Bid for Franklin Electric Motors” and “All or None Bid for Franklin Electric and Grundfos Pump” with an estimated total amount of Seven Hundred Six Thousand Six Hundred Eighty-Seven Dollars and Thirty Cents (\$706,687.30) [EXHIBIT B]; and



1       **WHEREAS**, GWA management seeks CCU ratification of purchases related to IFB  
2       2015-03 in the total amount of Seven Hundred Thirty-Six Thousand One Hundred Sixty-Four  
3       Dollars and Forty-Seven Cents ( \$736,164.47) [EXHIBIT C]; and

4  
5       **WHEREAS**, GWA management seeks CCU approval to purchase additional pumps and  
6       motors for GWA Deep Wells in the total amount of Two Hundred Twenty-Six Thousand Eight  
7       Hundred Fifty-Four Dollars and Fifteen Cents ( \$226,854.15) [ EXHIBIT D]; and

8  
9       **WHEREAS**, GWA management seeks CCU approval and ratification of IFB 2015-03  
10      for Submersible Pumps and Motors' indefinite quantity bid in total of Nine Hundred Sixty-Three  
11      Thousand Eighteen Dollars and Sixty-Two Cents (\$963,018.62), the sum of Encumbered  
12      Purchase Orders (\$736,164.47) and Purchase of Additional Pumps and Motors (\$226,854.15);  
13      and

14  
15      **WHEREAS**, the source of funding for the Submersible Pumps and Motors are Multiple  
16      Bond Fund Programs (PW 09-02 Water Wells, Bond 2013 and PW 09-08 Mechanical and  
17      Electrical Equipment Replacement Bond 2013) and Internally Funded Capital Improvement  
18      Projects.

19  
20      **NOW THEREFORE BE IT RESOLVED**, the Consolidated Commission on Utilities  
21      does hereby approve and ratify the following:

- 22  
23           1. The recitals set forth above hereby constitute the findings of the CCU.  
24           2. The CCU finds that the terms of the bid proposal submitted by "JMI-Edison"  
25           are fair and reasonable.  
26           3. There was no indication of bad faith or fraud in any of the procurements  
27           contained therein.  
28           4. All of the procurement herein are in the best interest of the territory of Guam  
29           and Guam Waterworks Authority.  
30           5. The CCU ratifies the encumbered purchases under the previously issued  
31           purchase orders relative to the Indefinite Quantity Contract with JMI-Edison  
32

1 in the total amount of Seven Hundred Thirty-Six Thousand One Hundred  
2 Sixty-Four Dollars and Forty-Seven Cents (\$736,164.47).

3 6. The CCU hereby further authorizes GWA management to purchase additional  
4 pumps and motors for GWA Deep Wells in the total amount of Two Hundred  
5 Twenty-Six Thousand Eight Hundred Fifty-Four Dollars and Fifteen Cents  
6 (\$226,854.15).

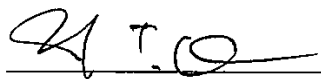
7 7. The CCU hereby further approves the funding total of Nine Hundred Sixty-  
8 Three Thousand Eighteen Dollars and Sixty-Two Cents (\$963,018.62) for the  
9 initial three-year contract term.

10 8. GWA management is hereby authorized to seek PUC approval in the event the  
11 contract value exceeds One Million Dollars (\$1,000,000.00) as required by  
12 Docket 00-04.

13  
14 **RESOLVED**, that the Chairman certified and the Board Secretary attests to the adoption  
15 of this Resolution.

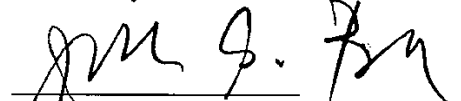
16  
17 **DULY AND REGULARLY ADOPTED**, this 21<sup>st</sup> day of February, 2017.

18  
19 Certified by:

20 

21 **JOSEPH T. DUENAS**  
22 Chairperson

23 Attested by:

24 

25 **J. GEORGE BAMBA**  
26 Secretary

1  
2  
3  
4  
5  
6  
7  
8  
9  
10  
11  
12  
13  
14  
15  
16  
17  
18  
19  
20  
21  
22  
23  
24  
25  
26  
27  
28  
29  
30  
31  
32

I, J. George Bamba, Board Secretary of the Consolidated Commission on Utilities, as evidenced by my signature above do hereby certify as follows:

The foregoing is a full, true and accurate copy of the resolution duly adopted at a regular meeting by the members of the Guam Consolidated Commission on Utilities, duly and legally held at a place properly noticed and advertised at which meeting a quorum was present and the members who were present voted as follows:

AYES:	<u>5</u>
NAYS:	<u>0</u>
ABSTENTIONS:	<u>0</u>
ABSENT:	<u>0</u>



## GUAM WATERWORKS AUTHORITY

**"Better Water. Better Lives."**

Gloria B. Nelson Public Services Building  
688 Route 15, Mangilao, Guam 96913

---

### MEMORANDUM

**TO:** General Manager  
**VIA:** Supply Management Administrator  
**FROM:** Evaluation Committee Members  
**SUBJECT:** Invitation to Bid No. GWA 2015-03  
Ref: Submersible Motors, Pumps, and Pump & Motor

Invitation for Bid No: GWA 2015-03 was officially announced and advertised in the Pacific Daily News, Marianas Variety and Guam Waterworks Authority Website on January 29, 2015 and open as scheduled on March 04, 2015 @ 10:00 am. Twelve (12) prospective bidders expressed their interests by acknowledging receipt of the bid package thru GWA's website.

**Bidders Register:**

- |                       |                     |
|-----------------------|---------------------|
| 1. Z Enterprises, Inc | 7. HDR, Inc         |
| 2. Frontier Supply    | 8. Guam Pacific Ent |
| 3. Hikhjkj            | 9. JJ Global        |
| 4. JMI Edison         | 10. Inland Builders |
| 5. Black Const. Corp  | 11. Xiong's Family  |
| 6. Benson Guam Ent    | 12. David Meinung   |

Of the twelve (12), one (1) submitted their bid package, namely:

- JMI Edison

An evaluation committee was formally assembled and met on March 17, 2015 @ 9:30 am in Procurement's office to review/discuss and evaluate the bid.

Committee members consist of:

- Ron Topasna
- Karen Grape
- Peter Salas

**EXHIBIT A (2 of 6)***Ref: IFB 2013-03 Submersible Motors, Pumps, and Pump & Motor*

The committee members reviewed the bid proposal and have determined JMI Edison being the only bidder, respectfully submitted a fair cost and are as followed:

<u>ITEM NO.</u>	<u>DESCRIPTION</u>	<u>ESTIMATED QTY</u>	<u>UNIT COST</u>	<u>EXTENSION</u>
-----------------	--------------------	----------------------	------------------	------------------

**"All or None Bid for Franklin Electric Motors"**

1.1A	SUBMERSIBLE MOTOR 10 H.P.	1	EA	\$2,218.17	\$2,218.17
B	SUBMERSIBLE MOTOR 20 H.P.	2	EA	\$2,797.88	\$5,595.76
C	SUBMERSIBLE MOTOR 30 H.P.	1	EA	\$3,487.42	\$3,487.42
D	SUBMERSIBLE MOTOR 40 H.P.	3	EA	\$4,023.70	\$12,071.10
E	SUBMERSIBLE MOTOR 50 H.P.	3	EA	\$5,332.76	\$15,998.28
F	SUBMERSIBLE MOTOR 60 H.P.	37	EA	\$6,110.36	\$226,083.32
G	SUBMERSIBLE MOTOR 75 H.P.	3	EA	\$11,171.65	\$33,514.95
H	SUBMERSIBLE MOTOR 100 H.P.	4	EA	\$12,330.12	\$49,320.48
I.	SUBMERSIBLE MOTOR 125 H.P.	2	EA	\$16,179.37	\$32,358.74
J.	SUBMERSIBLE MOTOR 150 H.P.	3	EA	\$19,393.95	\$58,181.85

**Total Cost: \$438,830.07**

EXHIBIT A (3 of 6)

Ref: IFB 2015-03 Submersible Motors, Pumps, and Pump &amp; Motor

ITEM NO.	DESCRIPTION	ESTIMATED QTY	UNIT COST	EXTENSION
----------	-------------	---------------	-----------	-----------

**"All or None Bid for Franklin Electric & Grundfos Pumps"**

2.1 A.	SUBMERSIBLE PUMP 70SR7, 6" X 8 STAGE	1	EA	\$1,020.24	\$1,020.24
B.	SUBMERSIBLE PUMP 70SR15, 6" X 15 STAGE	1	EA	\$1,395.34	\$1,395.34
<del>C.</del>	<del>SUBMERSIBLE PUMP 150SR30, 6" X 14 STAGE</del>	<del>1</del>	<del>EA</del>	<del>\$1,484.16</del>	<del>\$1,484.16</del>
D.	SUBMERSIBLE PUMP 150SR40, 6" X 19 STAGE	1	EA	\$1,885.65	\$1,885.65
E.	SUBMERSIBLE PUMP 175SR20, 6" X 8 STAGE	1	EA	\$1,843.65	\$1,843.64
F.	SUBMERSIBLE PUMP 175SR25, 6" X 10 STAGE	2	EA	\$2,147.92	\$4,295.84
G.	SUBMERSIBLE PUMP 175SR30, 6" X 12 STAGE	1	EA	\$2,459.99	\$2,459.99
H.	SUBMERSIBLE PUMP 175SR40, 6" X 14 STAGE	10	EA	\$2,714.46	\$27,144.60
I.	SUBMERSIBLE PUMP 175SR40, 6" X 16 STAGE	3	EA	\$2,981.52	\$8,944.56
J.	SUBMERSIBLE PUMP 175SR50, 6" X 18 STAGE	1	EA	\$3,253.38	\$3,253.38
K.	SUBMERSIBLE PUMP 250SR25, 6" X 9 STAGES	1	EA	\$1,578.98	\$1,578.98
L.	SUBMERSIBLE PUMP 250SR30, 6" X 10 STAGES	3	EA	\$1,674.40	\$5,023.20
M.	SUBMERSIBLE PUMP 250SR40, 6" X 12 STAGES	3	EA	\$1,937.27	\$5,811.81
N.	SUBMERSIBLE PUMP 250SR40, 6" X 14 STAGES	4	EA	\$2,349.56	\$9,398.24

## EXHIBIT A (4 of 6)

Ref: IFB 2015-03 Submersible Motors, Pumps, and Pump &amp; Motor

O.	SUBMERSIBLE PUMP 250SR50, 6" X 15 STAGES	10	EA	\$2,327.96	\$23,279.60
P.	SUBMERSIBLE PUMP 250SR50, 6" X 18 STAGES	2	EA	\$2,942.51	\$5,885.02
Q.	SUBMERSIBLE PUMP 250SR60, 6" X 20 STAGES	3	EA	\$3,223.97	\$9,671.91
R.	SUBMERSIBLE PUMP 325SR25, 6" X 7 STAGES	1	EA	\$1,541.17	\$1,541.17
S.	SUBMERSIBLE PUMP 325SR40, 6" X 9 STAGES	2	EA	\$1,842.45	\$3,684.90
T.	SUBMERSIBLE PUMP 325SR40, 6" X 11 STAGES	1	EA	\$2,236.14	\$2,236.14
U.	SUBMERSIBLE PUMP 325SR50, 6" X 13 STAGES	13	EA	\$2,552.42	\$33,181.46
V.	SUBMERSIBLE PUMP 325SR60, 6" X 18 STAGES	2	EA	\$3,319.40	\$6,638.80
W.	SUBMERSIBLE PUMP 325SR75, 6" X 21 STAGES	1	EA	\$4,905.58	\$4,905.58
X.	SUBMERSIBLE PUMP 400SR50, 8" X 7 STAGES	1	EA	\$3,494.64	\$3,494.64
Y.	SUBMERSIBLE PUMP 400SR75, 8" X 10 STAGES	2	EA	\$4,736.93	\$9,473.86
Z.	SUBMERSIBLE PUMP 400SR100, 8" X 13 STAGES	3	EA	\$5,418.10	\$16,254.30
AA.	SUBMERSIBLE PUMP 475SR100, 8" X 11 STAGES	3	EA	\$5,426.50	\$16,279.50
AB.	SUBMERSIBLE PUMP 475SR125, 8" X 14 STAGES	2	EA	\$6,226.49	\$12,452.98
AC.	SUBMERSIBLE PUMP 625S-1500, 8" x 7A STAGES	2	EA	\$9,468.84	\$18,937.68

## EXHIBIT A (5 of 6)

Ref: IFB 2015-03 Submersible Motors, Pumps, and Pump &amp; Motor

AD.	SUBMERSIBLE PUMP 2	EA	\$9,468.84	\$18,937.68
	625S-1500, 8" x 7 STAGES			
AE.	SUBMERSIBLE PUMP 1	EA	\$5,462.38	\$5,462.38
	800S-1000, 8" x 4A STAGES			

Total Cost: **\$267,857.23***[Grand Total Cost: \$706,687.30]*

After a thorough evaluation, the committee members clarified and confirmed with JMI Edison on Item No: 1.1a the submitted Total Cost indicated \$212,746.75. JMI responded dated on March 26, 2015 and advised the members it was a typographical error and the total cost should state \$438,830.07. In closing, the committee members agreed to accept the bid offer from JMI Edison and have determined they submitted and complied with all specifications and requirements set forth in the IFB.

**Summary:**

**This is an "Indefinite Quantity Bid" pursuant to the Guam Procurement Regulations. The quantities reflected are only estimated and not guarantee of amounts to be purchased.** Quantities may increase or decrease thru the duration of the contract and continued purchase is subject to the availability of funds. No guarantee or other commitment is made to vendors in terms of purchasing quantity and the amounts set forth in this bid are only estimates of needs for the near term.

***Please note: This is an Indefinite Quantity Bid so the grand total cost stated above does not mean it's a guaranteed cost that GWA will be issuing.***

**Contract Term:**

GWA and the lowest responsible bidder may enter into a contract (which may be in the form of a Purchase Order) on terms acceptable to GWA which shall commence upon vendor's acknowledged receipt of a Notice to Proceed from GWA. The initial term of the contract is three (3) years with two (2) one year options to renew, subject to availability of funds and agreement between the parties.

Concurred and accepted by the committee members:


  
 Ron Topasna, Water Plant Superintendent




EXHIBIT A (6 of 6)

Ref: IFB 2015-03 Submersible Motors, Pumps, and Pump & Motor

  
Karen Cheryl O. Grabe, Management Analyst III, Operations

  
Peter Salas, Buyer II, Procurement

Your approval is greatly appreciated.

  
Antonio Camacho

In consideration of the foregoing, please indicate your approval of this recommendation by your signature below.

☒ CONCURRED      ☐ UNCONCURRED

  
VINCENT ED. GUERRERO, SMA

☒ APPROVED      ☐ DISAPPROVED

 3/30/2015  
MARK G. MILLER, GENERAL MANGER, INTERIM

01:33:03 p.m. 03-31-2015 2 6716493750

EXHIBIT B

6716493750

GWA Procurement Supply

01:22:59 p.m. 03-31-2015

2/3



## GUAM WATERWORKS AUTHORITY

"Better Water. Better Lives."

Gloria B. Nelson Public Services Building

688 Route 15, Mangilao, Guam 96913

Tel: (671) 300-6026/27 Fax: (671) 649-3750

**MAR 31 2015**

JMI Edison  
125 North Marine Drive  
P.O. Box 6577  
Tamuning, Guam 96931  
Ph: 646-6400 Fax: 649-4835

RE: Notice of Award for GWA Bid No. 2015-03  
For: Submersible Motors, Pumps, and Pump & Motor

Hafa Adai!

The Guam Waterworks Authority ("GWA") has considered the bid submitted by JIM Edison for the above described reference in response to its Advertisement for Bids dated January 29, 2015.

Therefore, JMI Edison is hereby notified the proposal for the Indefinite Quantity Bid has been accepted by GWA. Please be advised the Bid Bond must remain in full force and effect until all performance periods have ended (e.g., until warranty period has ended as any warranty is a service provided in conjunction with the delivery of goods).

You are hereby advised that any obligations incurred by JMI Edison prior to execution of the contract are at your own risk. GWA shall have no obligation to reimburse costs incurred prior to execution of the contract.

You are required to return an acknowledged copy of this Notice of Award to the Procurement & Supply Administrator.

---

Sincerely,



3/30/2015  
Mark G. Miller  
General Manager, Interim

01:33:03 p.m. 03-31-2015	3	6716493750
--------------------------	---	------------

6716493750

GWA Procurement Supply

01:23:15 p.m. 03-31-2015

3 / 3

*Ref: IFB 2015-03 Submersible Motors, Pumps, and Pump & Motor*

### ACCEPTANCE OF NOTICE

Receipt of the above NOTICE OF AWARD is hereby acknowledged

Dated this 31<sup>st</sup> day of March 2015.

By JEFFREY PRESTE  
Title Operations Manager

\*\*\*\*\* END OF NOTICE OF AWARD \*\*\*\*\*

## EXHIBIT C



## GUAM WATERWORKS AUTHORITY

"Better Water, Better Lives."

Gloria B. Nelson Public Service Building | 688 Route 15 | Mangilao, Guam 96913

Tel: (671) 300-6846

## Encumbered Purchase Orders Relative to IFB 2015-13

PO No	PO Amount	PO Date	Funding Source
297992	\$42,772.51	04/16/15	PW 09-08 Mechanical and Electrical Equipment Replacement, Bond 2013
298208	\$59,887.34	06/05/15	PW 09-08 Mechanical and Electrical Equipment Replacement, Bond 2013
298218	\$165,918.18	06/05/15	PW 09-08 Mechanical and Electrical Equipment Replacement, Bond 2013
298345	\$21,462.24	07/14/15	PW 09-08 Mechanical and Electrical Equipment Replacement, Bond 2013
298695	\$32,426.64	11/18/15	PW 09-08 Mechanical and Electrical Equipment Replacement, Bond 2013
298783	\$88,111.79	12/16/15	Internally Funded CIP
299504	\$160,047.56	05/20/16	PW 09-02 Water Wells, Bond 2013
299589	\$141,981.34	06/14/16	PW 09-02 Water Wells, Bond 2013
300204	\$23,556.87	11/14/16	Internally Funded CIP
<b>Total Amount</b>	<b>\$736,164.47</b>		

Copies of all Purchase Orders attached.

## EXHIBIT D



## GUAM WATERWORKS AUTHORITY

"Better Water, Better Lives."

Gloria B. Nelson Public Service Building | 688 Route 15 | Mangilao, Guam 96913

Tel: (671) 300-6846

## Additional Purchases

<b>Submersible Motors</b>	<b>Qty</b>	<b>Unit Cost</b>	<b>Amount</b>
150 hp. Franklin Motor	2	\$19,393.95	\$38,787.90
125 hp. Franklin Motor	1	\$16,179.37	\$16,179.37
100 hp. Franklin Motor	1	\$12,330.12	\$12,330.12
75 hp. Franklin Motor	2	\$11,171.65	\$22,343.30
60 hp. Franklin Motor	5	\$6,110.36	\$30,551.80
50 hp. Franklin Motor	6	\$5,332.76	\$31,996.56
40 hp. Franklin Motor	4	\$4,023.70	\$16,094.80
<b>Total Submersible Motors</b>	<b>21</b>		<b>\$168,283.85</b>
<b>Submersible Pumps</b>	<b>Qty</b>	<b>Unit Cost</b>	<b>Amount</b>
175 SR-40F66- 1463 (6"x 14 stage)	8	\$2,714.46	\$21,715.68
250 SR-50F66-1563 (6"x 15 stage)	4	\$2,327.96	\$9,311.84
250 SR-40F66- 1263 (6"x 11 stage )	1	\$1,937.27	\$1,937.27
250SR-50F66-1863	1	\$2,942.51	\$2,942.51
250SR-40F66-1463	1	\$2,349.56	\$2,349.56
400 SR-100F86-1384 (8"x 13 stages)	1	\$5,418.10	\$5,418.10
475 SR-100F86- 1186 (8"x 13 stages)	1	\$5,426.50	\$5,426.50
NFPA-625S-1500 (Stages 7A )	1	\$9,468.84	\$9,468.84
<b>Total Submersible Motors</b>	<b>18</b>		<b>\$58,570.30</b>
<b>Total Pumps and Motors</b>	<b>39</b>		<b>\$226,854.15</b>



EXHIBIT D

## GUAM WATERWORKS AUTHORITY

"Better Water. Better Lives."

Gloria B. Nelson Public Services Building  
688 Route 15, Mangilao, Guam 96913  
Tel: (671) 300-6027 Fax: (671) 649-3750

JUN 01 2018

JMI Edison  
125 North Marine Drive  
P.O. Box 6577  
Tamuning, Guam 96931  
Ph: 646-6400 Fax: 649-4835

Project No: GWA IFB 2015-03  
Project Name: Submersible Pumps and Motors  
Ref: Contract Renewal

Hafa Adai Mr. Oriondo,


We would like to inform you IFB 2015-03 Submersible Pumps, Motors, Cables and Booster Pump bid contract is up for renewal. As stated on the bid under Contract Term: The initial term of the contract is three (3) years with two (2) one-year options to renew, subject to availability of funds and agreement between the parties.

If JMI Edison agrees to renew this contract, please acknowledge by signing below;

FOR:   
Romeo Oriondo,  
Operations Manager.

Date: 08/16/18

Your response on this matter will be greatly appreciated

Sincerely,  
FOR:   
Vince Guerrero, CPM  
Supply Management Administrator



**EXHIBIT E**

## GUAM WATERWORKS AUTHORITY

"Better Water. Better Lives."

Gloria B. Nelson Public Services Building  
688 Route 15, Mangilao, Guam 96913  
Tel: (671) 300-6027 Fax: (671) 649-3750

JMI Edison  
125 North Marine Drive  
P.O. Box 6577  
Tamuning, Guam 96931  
Ph: 646-6400 Fax: 649-4835

JUN 05 2019

Project No: GWA IFB 2015-03  
Project Name: Submersible Pumps and Motors  
Ref: Contract Renewal FY 2019

Hafa Adai Mr. Oriondo,

We would like to inform you IFB 2015-03 Submersible Pumps, Motors, Cables and Booster Pump bid contract is up for renewal. As stated on the bid under Contract Term: The initial term of the contract is three (3) years with two (2) one-year options to renew, subject to availability of funds and agreement between the parties.


If JMI Edison agrees to renew this contract, please acknowledge by signing below;

  
\_\_\_\_\_  
Ronaldo Oriondo,  
Operations Manager.

Date:



Sincerely,

  
Vince Guerrero, CPM  
Supply Management Administrator





**BEFORE THE GUAM PUBLIC UTILITIES COMMISSION**

IN RE: PETITION FOR APPROVAL )  
OF CONTRACT WITH JMI- )  
EDISON FOR SUBMERSIBLE )  
PUMPS & MOTORS )

---

**GWA DOCKET 17-08**

**ORDER EXHIBIT F**

**INTRODUCTION**

This matter comes before the Guam Public Utilities Commission (the “PUC” or the “Commission”) pursuant to the Application to Award an Indefinite Quantity Contract for Submersible Pumps and Motors to JMI-Edison (the “Petition”), filed on July 12, 2017 by the Guam Waterworks Authority (“GWA”).

In January of 2015, GWA issued Invitation for Bid Number GWA 2015-03 (“IFB 2015-03”) soliciting the purchase of submersible pumps and motors for GWA’s drinking wells.<sup>1</sup> In March of 2015, GWA’s procurement team evaluated and selected JMI-Edison’s indefinite quantity bid.<sup>2</sup> Thereafter, GWA awarded the bid to JMI-Edison and entered into a three-year contract with JMI-Edison, with two (2) yearlong options to renew.

On July 25, 2017, the Administrative Law Judge of the PUC Joephet R. Alcantara (the “ALJ”) filed a report regarding the instant Petition, which included his findings and recommendations based on the administrative record before the PUC. The ALJ made the following findings.

---

<sup>1</sup> Application to Award an Indefinite Quantity Contract for Submersible Pumps and Motors to JMI-Edison (“Petition”), p. 1 (July 12, 2017).

<sup>2</sup> Petition, p. 1.



## **DETERMINATIONS**

### **A. Contract Review Protocol**

Pursuant to 12 G.C.A. §12105,<sup>3</sup> GWA may not enter into any contractual agreements or obligations which could increase rates and charges without the PUC's express approval. In addition, GWA's Contract Review Protocol requires that "[a]ll professional service procurements in excess of \$1,000,000" require "prior PUC approval under 12 G.C.A. §12004, which shall be obtained before the procurement process is begun . . . ."<sup>4</sup> Further, all externally funded loan obligations and other financial obligations, such as lines of credit, bonds, etc., in excess of \$1,000,000, and any use of such funds, must be approved by the PUC.<sup>5</sup>

### **B. GWA's Petition**

In its Petition, GWA sought PUC approval of the award of an indefinite quantity contract with JMI-Edison for the purchase of submersible pumps and motors.<sup>6</sup> The contract is based on IFB 2015-03, which sought submersible well pumps and motors, but more specifically, "Grundfos" pumps and "Franklin Electric" motors.<sup>7</sup>

GWA issued IFB 2015-03 back in January, 2015.<sup>8</sup> Thereafter, GWA's procurement team evaluated and selected JMI-Edison's indefinite quantity bid, and later

---

<sup>3</sup> Formerly 12 G.C.A. § 12004.

<sup>4</sup> GWA's Contract Review Protocol ("GWA CRP"), Administrative Docket 00-04, p. 1 (Oct. 27, 2005).

<sup>5</sup> *Id.*

<sup>6</sup> Petition, p. 1.

<sup>7</sup> IFB 2015-03, p. 1.

<sup>8</sup> Petition, p. 1.

issued an award to JMI-Edison.<sup>9</sup> GWA then entered into a contract with JMI-Edison, which GWA carefully noted was for an indefinite quantity, meaning that the quantities reflected on the bid were estimates only, and may increase or decrease for the duration of the contract.

GWA sought PUC approval of its 2015 contract with JMI-Edison, in which GWA previously issued purchase orders in the amount of \$736,164.47, but requires additional pumps and motors at an additional cost of \$226,854.15, for a total cost of \$963,018.62.<sup>10</sup> However, GWA submitted that additional purchase orders will be needed, and therefore the contract will exceed \$1,000,000.00.<sup>11</sup>

**C. IFB 2015-03**

According to IFB 2015-03, GWA mostly utilizes “Grundfos” well pumps and “Franklin Electric” motors at 110 of its 120 drinking water wells.<sup>12</sup> GWA intends on converting the ten (10) remaining wells to “Grundfos” pumps and “Franklin Electric” motors, since, based on its experience, these brands have lasted the longest given the conditions on Guam.<sup>13</sup>

GWA further submitted that its well maintenance and repair crews are “very familiar” with the “Grundfos” pumps and “Franklin Electric” motors. GWA believes that such familiarity with these products results in improved service and operational efficiency,

---

<sup>9</sup> Petition, p. 1.

<sup>10</sup> Petition, Exhibit A, p. 3.

<sup>11</sup> Petition, Exhibit A, p. 3.

<sup>12</sup> IFB 2015-03, p. 2.

<sup>13</sup> IFB 2015-03, p. 2.

and therefore, results in a savings of both time and money for the agency.<sup>14</sup> GWA further indicated that the U.S. Air Force also utilizes the “Grundfos” well pumps, which GWA submits has worked well with them in the past during moments of critical well failures and shortages of spare parts.<sup>15</sup> For these reasons, GWA is engaged in a standardization program to utilize only “Grundfos” pumps and “Franklin Electric” motors.<sup>16</sup>

**D. JMI-Edison Bid, Contract Term, Total Cost, and Funding**

Based on its bid, JMI-Edison agreed to provide submersible motors, ranging from \$2,218.17, to \$6,110.36, to \$19,393.95, depending on the strength and horsepower of the motor. JMI-Edison also agreed to provide submersible pumps, ranging from \$1,020.24 to \$9,468.84, depending on the size of, and number of stages contained in, the pump.

Based on the contract, the initial term is three (3) years, with two (2) yearlong options to renew. GWA has been authorized by the Consolidated Commission on Utilities (the “CCU”) to purchase the pumps and motors at a total cost of \$963,018.62.<sup>17</sup> However, GWA informed the ALJ that it will require an estimated additional \$337,264.30 for the remainder of 2017, and \$597,847.18 for 2018. These purchase orders are funded by the 2013 Bond proceeds, and are also internally funded as components of GWA’s CIP.

**E. CCU Resolution No. 22-FY2017**

The Petition is supported by Resolution No. 22-FY2017 issued by the CCU at its February 21, 2017 meeting. In the Resolution, the CCU found that the terms of the

---

<sup>14</sup> IFB 2015-03, p. 2.

<sup>15</sup> IFB 2015-03, p. 3.

<sup>16</sup> IFB 2015-03, p. 3.

<sup>17</sup> Petition, Exhibit A, p. 3.

bid submitted by JMI-Edison were fair and reasonable.<sup>18</sup> Accordingly, the CCU ratified the purchases under the previously issued purchase orders in the amount of \$736,164.47.<sup>19</sup> The CCU further authorized GWA to purchase additional pumps and motors at an additional cost of \$226,854.15, and therefore authorized a total cost of \$963,018.62.<sup>20</sup> However, the CCU additionally authorized GWA to seek PUC approval in the event the contract exceeds \$1,000,000.00.<sup>21</sup>

As indicated in IFB 2015-03, GWA overwhelmingly utilizes “Grundfos” well pumps with “Franklin Electric” motors.<sup>22</sup> According to GWA, 110 of its 120 drinking water wells utilize “Grundfos” well pumps and “Franklin Electric” motors.<sup>23</sup> GWA has determined, based on its experience, that the “Grundfos” pumps and “Franklin Electric” motors better serve Guam’s needs. GWA purchases these pumps and motors on an as needed basis, and to replenish its inventory of spare parts.<sup>24</sup>

Based on the record established in this docket and for the reasons set forth therein, the ALJ recommended that the PUC ratify the underlying procurement and approve the contract between GWA and JMI-Edison for the purchase of submersible pumps and motors, for an estimated cost of \$1,300,282.92, which includes GWA’s estimated additional \$337,264.30 for the remainder of 2017.

---

<sup>18</sup> Petition, Exhibit A, p. 2.

<sup>19</sup> Petition, Exhibit A, pp. 2-3.

<sup>20</sup> Petition, Exhibit A, p. 3.

<sup>21</sup> Petition, Exhibit A, p. 3.

<sup>22</sup> IFB 2015-03, p. 2.

<sup>23</sup> IFB 2015-03, p. 2.

<sup>24</sup> Petition, Exhibit A, p. 1.



**ORDERING PROVISIONS**

Upon careful consideration of the record herein, the July 25, 2017 ALJ Report, and for good cause shown, on motion duly made, seconded and carried by the affirmative vote of the undersigned Commissioners, the Commission hereby ORDERS the following:


1. The PUC hereby RATIFIES the underlying procurement and APPROVES the contract between GWA and JMI-Edison for the purchase of submersible pumps and motors, for an estimated cost of \$1,300,282.92 as indicated in its Petition, and which includes GWA's estimated additional \$337,264.30 for the remainder of 2017.

2. With respect to the purchase of additional pumps and motors in 2018, GWA shall to return to the PUC with a listing of such additional purchases for 2018. The PUC shall thereafter review the need for such purchases and funding at that time.

3. GWA is ordered to pay the PUC's regulatory fees and expenses, including and without limitation, consulting and counsel fees, and the fees and expenses associated with the instant contract review process. Assessment of the PUC's regulatory fees and expenses is authorized pursuant to 12 G.C.A. §§ 12002(b) and 12024(b), and Rule 40 of the Rules of Practice and Procedure before the PUC.

[SIGNATURES TO FOLLOW ON NEXT PAGE]

SO ORDERED this 27<sup>th</sup> day of July, 2017.

  
\_\_\_\_\_  
**JEFFREY C. JOHNSON**  
Chairman  
\_\_\_\_\_  
**ROWENA E. PEREZ**  
Commissioner  
\_\_\_\_\_  
**JOSEPH M. MCDONALD**  
Commissioner  
\_\_\_\_\_  
**FILOMENA M. CANTORIA**  
Commissioner  
\_\_\_\_\_  
**MICHAEL A. PANGELINAN**  
Commissioner  
\_\_\_\_\_  
**PETER MONTINOLA**  
Commissioner  
\_\_\_\_\_  
**ANDREW L. NIVEN**  
Commissioner

P173012.JRA

**EXHIBIT G**

**BEFORE THE GUAM PUBLIC UTILITIES COMMISSION**



**IN RE: PETITION FOR APPROVAL  
OF INCREASED SPENDING  
UNDER EXISTING CONTRACT  
WITH JMI-EDISON FOR  
SUBMERSIBLE PUMPS &  
MOTORS**

**GWA DOCKET 19-02**

**ORDER**

**INTRODUCTION**

This matter comes before the Guam Public Utilities Commission (the “PUC” or the “Commission”) pursuant to the October 29, 2018 Petition for Additional Purchases for Submersible Pumps and Motors to JMI-Edison (the “Petition”), filed by the Guam Waterworks Authority (“GWA”), and the November 30, 2017 Order issued by the Commission in GWA Docket 18-02.

On November 27, 2018, the Administrative Law Judge of the PUC (the “ALJ”) assigned to this matter filed an ALJ Report that included his findings and recommendations based on the administrative record before the PUC. The ALJ found the following.

**DETERMINATIONS**

In 2015, GWA entered into a three-year contract with JMI-Edison for the purchase of submersible pumps and motors for GWA’s drinking wells. The contract provided a three-year term, with two (2) yearlong options to renew. Later in 2017, the Commission ratified and approved the contract between JMI-Edison for the purchase of submersible pumps and motors in GWA Docket 17-08.

On October 18, 2017, GWA requested increased spending under the contract with JMI-Edison. On November 30, 2017, in GWA Docket 18-02, the PUC authorized GWA “to

purchase submersible pumps and motors under the existing contract with JMI-Edison for FY2018, at a cost not to exceed \$612,778.13.”<sup>1</sup> With regard to “purchases after FY2018,” Ordering Provision No. 2 of that Order required GWA “to submit . . . documentation of approval of additional purchases under the contract by the Consolidated Commission on Utilities, which GWA estimates at \$213,403.57 per quarter.”<sup>2</sup>

In its Petition, GWA maintained that based on its operational needs for Fiscal Year 2019 (“FY2019”), it has determined that it will need to purchase “additional pumps and motors to maintain proper inventory levels of critical spares in accordance with established operations and maintenance practices, which averages out to be One Hundred Eighty-Four Thousand Two Hundred Sixteen Dollars and Sixty-Four Cents (\$184,216.64) per quarter.”

In particular, GWA intended on purchasing fifty-three (53) submersible motors of various sizes, at a cost of \$415,860.18; and ninety-six (96) submersible pumps of various types or stages, at a cost of \$321,006.37. Therefore, the total cost of these purchases amounts to \$736,866.55.<sup>3</sup>

In GWA Resolution No. 48-FY2018, the Consolidated Commission on Utilities (the “CCU”) authorized GWA to purchase the additional pumps and motors under the JMI-Edison contract and at a cost of \$736,866.55. Further, in support of its request, GWA has provided the PUC with a matrix of its intended purchases of deep well submersible pumps and

---

<sup>1</sup> Order, GWA Docket 18-02, p.4 (Nov. 30, 2017).

<sup>2</sup> Order, GWA Docket 18-02, p.4 (Nov. 30, 2017).

<sup>3</sup> GWA Resolution No. 48-FY2018, pp. 2-3 (Aug. 28, 2018).



motors for FY2019. GWA has indicated that these purchases for FY2019 will be funded by GWA's revenues.<sup>4</sup>

Under the JMI-Edison contract, the submersible motors range from \$2,218.17 to \$19,393.95, depending on the strength and horsepower of the motor. The submersible pumps range from \$1,020.24 to \$9,468.84, depending on the size of, and number of stages contained in, the pump. In FY2018, GWA was authorized to purchase fifty (50) motors and around seventy (70) pumps, for a total cost of \$612,778.13.

As noted in the administrative record in GWA Docket 17-08, GWA purchases submersible pumps and motors on an as-needed basis, and periodically replenishes its inventory of spare parts. As stated before, it is clear that these pumps and motors are necessary to operate GWA's one hundred and four (104) deep wells.

Based on the documentation provided by GWA in this docket, the ALJ recommended that the PUC authorize GWA's purchase of submersible pumps and motors for FY2019, at a total estimated cost of \$736,866.55. If GWA exercises its final option to renew the JMI-Edison contract, GWA should submit to the PUC documentation supporting purchases for FY2020.

The Commission hereby adopts the findings made in the November 27, 2018 ALJ Report, and therefore, issues the following:

#### **ORDERING PROVISIONS**

Upon careful consideration of the record herein, and for good cause shown, on motion duly made, seconded and carried by the affirmative vote of the undersigned Commissioners, the Commission hereby ORDERS the following:

---

<sup>4</sup> GWA Resolution No. 48-FY2018, p. 3 (Aug. 28, 2018).  
Page 3 of 5





1. That the instant Petition is hereby APPROVED and GWA is AUTHORIZED to purchase submersible pumps and motors for FY2019 from JMI-Edison, at a cost of \$736,866.55.

2. With regard to purchases after FY2019, GWA shall submit to the PUC documentation supporting purchases of submersible pumps and motors, such as: a CCU Resolution authorizing any additional purchases for FY2020; purchase orders; and a listing of its inventory.

3. GWA is ordered to pay the PUC's regulatory fees and expenses, including and without limitation, consulting and counsel fees, and the fees and expenses associated with this matter. Assessment of the PUC's regulatory fees and expenses is authorized pursuant to 12 G.C.A. §§ 12103(b) and 12125(b), and Rule 40 of the Rules of Practice and Procedure before the PUC.

[SIGNATURES TO FOLLOW ON NEXT PAGE]

**SO ORDERED** this 29<sup>th</sup> day of November, 2018.

  
\_\_\_\_\_  
**JEFFREY C. JOHNSON**  
Chairman  
\_\_\_\_\_  
**ROWENA E. PEREZ**  
Commissioner  
\_\_\_\_\_  
**JOSEPH M. MCDONALD**  
Commissioner  
\_\_\_\_\_  
**FILOMENA M. CANTORIA**  
Commissioner  
\_\_\_\_\_  
**MICHAEL A. PANGELINAN**  
Commissioner  
\_\_\_\_\_  
**PETER MONTINOLA**  
Commissioner

P183033.JRA

GWA Work Session - November 19, 2019 - ISSUES FOR DECISION

IFB 2015-03 DEEPWELL SUBMERSIBLE PUMP AND MOTOR PURCHASE  
JMI EDISON

## EXHIBIT H

IFB 2015-03		2020 MOTOR PURCHASE										
Line Item	Unit Cost	Submersible Motor	1st QTR Motor Qty	1st QTR Motor Cost	2nd QTR Motor Qty	2nd QTR Motor Cost	3rd QTR Motor Qty	3rd QTR Motor Cost	4rth QTR Motor Qty	4rth QTR Motor Cost	2020 Motor Spare INV	2020 Motor Cost
1.1A	\$2,218.17	10HP		\$0.00		\$0.00		\$0.00		\$0.00	0	\$0.00
1.1B	\$2,797.88	20HP		\$0.00		\$0.00		\$0.00		\$0.00	0	\$0.00
1.1C	\$3,487.42	30 HP	1	\$3,487.42		\$0.00	1	\$3,487.42		\$0.00	2	\$6,974.84
1.1D	\$4,023.70	40 HP	1	\$4,023.70		\$0.00	1	\$4,023.70	1	\$4,023.70	3	\$12,071.10
1.1E	\$5,332.76	50 HP (critical)	12	\$63,993.12	6	\$31,996.56	6	\$31,996.56	6	\$31,996.56	30	\$159,982.80
1.1F	\$6,110.36	60 HP	4	\$24,441.44	3	\$18,331.08	2	\$12,220.72	2	\$12,220.72	11	\$67,213.96
1.1G	\$11,171.65	75 HP	1	\$11,171.65	1	\$11,171.65	1	\$11,171.65	1	\$11,171.65	4	\$44,686.60
1.1H	\$12,330.12	100 HP (critical)	1	\$12,330.12	1	\$12,330.12	1	\$12,330.12	1	\$12,330.12	4	\$49,320.48
1.1I	\$16,179.37	125 HP (critical)	1	\$16,179.37	1	\$16,179.37	1	\$16,179.37	0	\$0.00	3	\$48,538.11
1.1J	\$19,393.95	150 HP (critical)	1	\$19,393.95	0	\$0.00	1	\$19,393.95	1	\$19,393.95	3	\$58,181.85
		TOTAL	22	\$155,020.77	12	\$90,008.78	14	\$110,803.49	12	\$91,136.70	60	\$446,969.74

IFB 2015-03		2020 PUMP PURCHASE										
Line Item	Unit Cost	Submersible Pumps	1st QTR Pump Qty	1st QTR Pump Cost	2nd QTR Pump Qty	2nd QTR Pump Cost	3rd QTR Pump Qty	3rd QTR Pump Cost	4th QTR Pump Qty	4th QTR Pump Cost	2020 Pump Spare INV	2020 Pump Cost
2.1P	\$2,942.51	250SR-50F66-1863	1	\$2,942.51	1	\$2,942.51	1	\$2,942.51	1	\$2,942.51	4	\$11,770.04
2.1M	\$1,937.27	250SR-40F66-1263	1	\$1,937.27	1	\$1,937.27	1	\$1,937.27	1	\$1,937.27	4	\$7,749.08
2.1L	\$1,674.40	250SR-30F66-1063	1	\$1,674.40	1	\$1,674.40	1	\$1,674.40	1	\$1,674.40	4	\$6,697.60
2.1Y	\$4,736.93	400SR-75F86-1094	1	\$4,736.93	1	\$4,736.93	1	\$4,736.93	1	\$4,736.93	4	\$18,947.72
2.1Z	\$5,418.10	400SR-100F86-1384 (critic	1	\$5,418.10	1	\$5,418.10	1	\$5,418.10	1	\$5,418.10	4	\$21,672.40
2.1B	\$1,395.34	70SR-15F66-1763	0	\$0.00	1	\$1,395.34	0	\$0.00	1	\$1,395.34	2	\$2,790.68
2.1D	\$1,885.65	150SR-40F66-1963	0	\$0.00	0	\$0.00	1	\$1,885.65	1	\$1,885.65	2	\$3,771.30
2.1G	\$2,459.99	175SR-25F66-1063	1	\$2,459.99	1	\$2,459.99	1	\$2,459.99	0	\$0.00	3	\$7,379.97
2.1K	\$1,578.98	250SR-25F66-0963	1	\$1,578.98	0	\$0.00	1	\$1,578.98	0	\$0.00	2	\$3,157.96
2.1Q	\$3,223.97	250SR-60F66-2063	1	\$3,223.97	0	\$0.00	1	\$3,223.97	0	\$0.00	2	\$6,447.94
2.1T	\$2,236.14	325SR-40F66-1164	1	\$2,236.14	0	\$0.00	1	\$2,236.14	0	\$0.00	2	\$4,472.28
2.1AB	\$6,226.49	475SR-125F86-1486 (critic	1	\$6,226.49	0	\$0.00	1	\$6,226.49	0	\$0.00	2	\$12,452.98
2.1AD	\$9,468.84	NFPA-625S-1500-7 (critical)	1	\$9,468.84	0	\$0.00	1	\$9,468.84	0	\$0.00	2	\$18,937.68
2.1C	\$1,484.16	150SR-30F66-1463	1	\$1,484.16	0	\$0.00	1	\$1,484.16	0	\$0.00	2	\$2,968.32
2.1E	\$1,843.64	175SR-20F66-0863	0	\$0.00	1	\$1,843.64	0	\$0.00	1	\$1,843.64	2	\$3,687.28
2.1J	\$3,253.38	175SR-50F66-1863	0	\$0.00	1	\$3,253.38	0	\$0.00	1	\$3,253.38	2	\$6,506.76
2.1S	\$1,842.45	325SR-40F66-0964	0	\$0.00	1	\$1,842.45	0	\$0.00	1	\$1,842.45	2	\$3,684.90
2.1W	\$4,905.58	325SR-75F66-2184	1	\$4,905.58	0	\$0.00	1	\$4,905.58	0	\$0.00	2	\$9,811.16
2.1X	\$3,494.64	400SR-50F86-0764	0	\$0.00	1	\$3,494.64	0	\$0.00	1	\$3,494.64	2	\$6,989.28
2.1AE	\$5,462.38	NFPA-800S-1000-4A (critica	0	\$0.00	1	\$5,462.38	0	\$0.00	1	\$5,462.38	2	\$10,924.76
2.1H	\$2,714.46	175SR-40F66-1463	4	\$10,857.84	1	\$2,714.46	0	\$0.00	1	\$2,714.46	6	\$16,286.76
2.1O	\$2,327.96	250SR-50F66-1563	2	\$4,655.92	1	\$2,327.96	1	\$2,327.96	1	\$2,327.96	5	\$11,639.80
2.1N	\$2,349.56	250SR-40F66-1463	1	\$2,349.56	1	\$2,349.56	1	\$2,349.56	2	\$4,699.12	5	\$11,747.80
2.1U	\$2,552.42	325SR-50F66-1364	0	\$0.00	1	\$2,552.42	1	\$2,552.42	1	\$2,552.42	3	\$7,657.26
2.1AA	\$5,426.50	475SR-100F86-1186 (critic	1	\$5,426.50	0	\$0.00	1	\$5,426.50	0	\$0.00	2	\$10,853.00
2.1AC	\$9,468.84	NFPA-625S-1500-7A (critica	2	\$18,937.68	0	\$0.00	1	\$9,468.84	0	\$0.00	3	\$28,406.52
2.1V	\$3,319.40	325SR-60F66-1864		\$0.00	1	\$3,319.40	0	\$0.00	1	\$3,319.40	2	\$6,638.80
2.1R	\$1,541.17	325SR-25F66-0763		\$0.00	1	\$1,541.17		\$0.00	1	\$1,541.17	2	\$3,082.34
TOTAL			23	\$90,520.86	18	\$51,266.00	19	\$72,304.29	19	\$53,041.22	79	\$267,132.37

2020 TOTAL	1st QTR Qty	1st QTR Cost	2nd QTR Qty	2nd QTR Cost	3rd QTR Qty	3rd QTR Cost	4th QTR Qty	4th QTR Cost	2020 TOTAL Qty	2020 TOTAL COST
2020 Motor Spares	22	\$155,020.77	12	\$90,008.78	14	\$110,803.49	12	\$91,136.70	60	\$446,969.74
2020 Pump Spares	23	\$90,520.86	18	\$51,266.00	19	\$72,304.29	19	\$53,041.22	79	\$267,132.37
	<b>45</b>	<b>\$245,541.63</b>	<b>30</b>	<b>\$141,274.78</b>	<b>33</b>	<b>\$183,107.78</b>	<b>31</b>	<b>\$144,177.92</b>	<b>139</b>	<b>\$714,102.11</b>

Quarterly Average **\$178,525.53**



**GUAM WATERWORKS AUTHORITY**

*"Better Water, Better Lives."*

Gloria B. Nelson Public Service Building | 688 Route 15 | Mangilao, Guam 96913

Tel: (671) 300-6846

**Issues for Decision**

**Resolution No. 08-FY2020**

Relative to Approval of Contract for Construction of the Outfall Effluent Diffuser Installation Project for Upgrade of the Northern District Wastewater Treatment Plant, GWA Project No. S18-002-OEA

**What is the project's objective and is it necessary and urgent?**

The objective of the Upgrade of the Outfall Effluent Diffuser Installation Project for Northern District Wastewater Treatment Plant project is to install the effluent diffuser which is required to meet the NPDES Discharge permit for the plant. The diffuser will connect to the current outfall pipe which has a single discharge point for all the WWTP effluent. The diffuser is 400 feet long with forty (40) 6" outlets that will distribute the effluent over a much larger area to take advantage of the dilution requirements specified in the NPDES Permit.

This project is an essential component of the infrastructure upgrades necessary to provide adequate treatment in compliance with current regulatory requirements for the protection of Guam's water resources and marine environment, as well as to support the new facilities to be constructed as part of the military build-up. The project is urgent as it is required in order to meet the schedule requirements in the Grants and for the opening of the Marine Cantonment from which the plant will receive wastewater flows.

**Where is the location?**

The work will be completed at the existing outfall location which is near Tanguisson Beach. The majority of the work will be completed offshore with some valve replacements required just north of Tanguisson Beach.

**How much will it cost?**

GWA Management seeks CCU approval for the total negotiated amount of Seven Million Seventy-Seven Thousand Six Hundred Dollars (\$7,077,600.00); plus a seven point three percent (7.3%) contingency of Five Hundred Sixteen Thousand Nine Hundred Forty-One Dollars and Twenty Cents (\$516,941.20), to bring the total authorized funding amount to Seven Million Five Hundred Ninety-Four Thousand Five Hundred Forty-One Dollars and Twenty Cents (\$7,594,541.20);

**When will it be completed?**

The anticipated completion of the construction activities by the contractor is December 31, 2021.

**What is the funding source?**

Funding for the NDWWTP Upgrade will be from the U.S. Department of Defense, Office of Economic Adjustment, General Assistance Grant (OCON676-16-02) after reallocation of grant funds by OEA from General Assistance Grants (OCON676-16-01 and OCON-18-05).

**The RFP/BID responses:**

This project was bid on two separate occasions and on each bid, only one bid was received. The only bidder in each case was Healy Tibbetts Builders Inc. In both cases the bids received exceeded the available budget and were rejected.

Following rejection of the bids and the fact that only one bid was received on each bid, and by the same bidder, the project was deemed a sole source procurement and a final scope and price was negotiated with Healy Tibbetts Builders Inc. for the project.

Healy Tibbetts Builders Inc. is recommended for award of the Outfall Effluent Diffuser Installation Project for Upgrade of the Northern District Wastewater Treatment Plant project.



CONSOLIDATED COMMISSION ON UTILITIES  
Guam Power Authority | Guam Waterworks Authority  
P.O. Box 2977 Hagatna, Guam 96932 | (671)649-3002 | guamccu.org

**RESOLUTION NO. 08-FY2020**

**RELATIVE TO APPROVAL OF CONTRACT FOR CONSTRUCTION OF THE  
OUTFALL EFFLUENT DIFFUSER INSTALLATION PROJECT FOR UPGRADE OF  
THE NORTHERN DISTRICT WASTEWATER TREATMENT PLANT,  
PROJECT NO. S18-002-OEA**

**WHEREAS**, under 12 G.C.A. § 14105, the Consolidated Commission on Utilities (“CCU”) has plenary authority over financial, contractual and policy matters relative to the Guam Waterworks Authority (“GWA”); and

**WHEREAS**, the Guam Waterworks Authority (“GWA”) is a Guam Public Corporation established and existing under the laws of Guam; and

**WHEREAS**, the U.S. Department of Defense, Office of Economic Adjustment awarded to GWA a General Assistance Grant (OCON676-16-01) for funding for the Northern District Wastewater Treatment Plant (NDWWTP) Interceptor Sewer Refurbishment Project of which surplus funding in the amount of \$5,399,951.20 is available for use on other components of the NDWWTP upgrade and will be reallocated by OEA to Grant No. (OCON676-16-02) via an OEA Grant Transfer, and

**WHEREAS**, the U.S. Department of Defense, Office of Economic Adjustment awarded to GWA a General Assistance Grant (OCON676-18-05) for the NDWWTP Upgrade Project (construction) of which surplus funding in the amount of \$2,194,590.00 through deductive Change Order No. 1 to the Contract for Construction of Upgrade of the NDWWTP (Contract No. 820 OS) is available for use on other components of the NDWWTP Upgrade and will be reallocated by OEA to Grant No. (OCON676-16-02) via an OEA Grant Transfer; and

**WHEREAS**, OEA Grant No. (OCON676-16-02) was authorized for use on the NDWWTP Upgrade and Outfall Diffuser Installation projects of which all funding is currently encumbered, but will

1 have available funding in the amount of \$7,594,541.20 following the two Grant Transfers, that will  
2 be available for the Construction of the Outfall Effluent Diffuser Installation Project for Upgrade  
3 of the NDWWTP; and  
4

5 **WHEREAS**, the General Assistance Grants are to be used for water and wastewater  
6 improvements in support of the relocation of U.S. Marines and their dependents to Guam; and  
7

8 **WHEREAS**, the report “Final Guam Water and Wastewater Assessment Report in  
9 Support of the Economic Adjustment Committee Implementation Plan,” (NAVFAC, Department  
10 of the Navy, February 2015) has recommended the design and construction of NDWWTP  
11 treatment upgrades to comply with the current National Pollutant Discharge Elimination System  
12 (“NPDES”) permit and mitigate impacts to wastewater utilities, nearshore waters, and marine  
13 biological resources, which includes the installation of a diffuser pipe on the ocean outfall; and  
14

15 **WHEREAS**, the installation of a diffuser on the ocean outfall is necessary to comply with  
16 the NPDES permit and to ensure long term compliance with the Guam Water Quality Standards;  
17 and  
18

19 **WHEREAS**, in January 2017, GWA procured the services of a consulting engineering  
20 team (Brown and Caldwell) to provide Project Management / Construction Management  
21 (PM/CM) Services for the Office of Economic Adjustment “Guam Water and Wastewater  
22 Infrastructure Improvements” via Resolution 15-FY2017 of which design of the Outfall Diffuser  
23 is a component; and  
24

25 **WHEREAS**, a diffuser pipe was purchased under the contract Construction Contract for  
26 Hagåtña and Northern District Sewage Treatment Plant Outfall, Project No. S87-002-LOC, but  
27 was not installed and has been stored at the NDWWTP for future use; and  
28

29 **WHEREAS**, the Consulting Engineer inspected the diffuser piping in 2017 and  
30 determined that the piping purchased under Project No. S87-002-LOC was suitable for use for  
31 installation under this Contract; and  
32



**WHEREAS**, GWA advertised an Invitation for Bid IFB-08-ENG-2018 – Outfall Effluent Diffuser Installation Project for Upgrade of the Northern District Wastewater Treatment Plant to Secondary Treatment on January 16, 2018 soliciting proposals from experienced and responsive bidders for construct of the project; and

**WHEREAS**, Bids were due on February 23, 2018, however, only one bid was received from Healy Tibbitts Builders, Inc.; and

**WHEREAS**, the Healy Tibbitts Builders, Inc. bid far exceeded the funds available and was rejected on March 8, 2018 pursuant to 2 GAR §3115(d)(2)(iv) (See Exhibit A – Rejection Letter 1); and

**WHEREAS**, the Consulting Engineer reviewed the diffuser design, updated the Contract Documents and added bid alternates in an attempt to reduce the project cost to meet the available budget; and

**WHEREAS**, GWA advertised a second Invitation for Bid IFB-08-ENG-2018 – Outfall Effluent Diffuser Installation Project for Upgrade of the Northern District Wastewater Treatment Plant to Secondary Treatment (Re-bid) on July 27, 2018 soliciting proposals from experienced and responsive bidders for construction of the project; and

**WHEREAS**, Bids were due again on September 13, 2018 with only one bid received from Healy Tibbitts Builders, Inc. in the amount of \$9,396,000.00; and

**WHEREAS**, the Healy Tibbitts Builders, Inc. bid still far exceeded the funds available and was rejected on June 17, 2019 pursuant to 2 GAR §3115(d)(2)(iv) (See Exhibit B – Rejection Letter 2); and

**WHEREAS**, an assessment and determination was made in accordance with 5 GCA § 5214 and 2 GAR § 3112 that only one contractor is available to perform the specialized work necessary to complete the Outfall Effluent Diffuser Installation Project in a timely and

professional manner and it is therefore determined to proceed with a Sole Source Procurement (See EXHIBIT C – Sole Source Determination); and

**WHEREAS**, GWA Management proceeded to work with Healy Tibbetts on Value Engineering/cost saving measures to arrive at an acceptable scope and budget for the project and finds the Healy Tibbetts Builders, Inc. final negotiated price of Seven Million Seventy-Seven Thousand Six Hundred Dollars (\$7,077,600.00) to be acceptable (See EXHIBIT D – Price Proposal); and

**WHEREAS**, GWA Management is seeking approval to enter into contract with Healy Tibbetts Builders, Inc. for Bid IFB-08-ENG-2018 in the amount of Seven Million Seventy-Seven Thousand Six Hundred Dollars (\$7,077,600.00); and

**WHEREAS**, GWA further seeks CCU approval of the total negotiated amount of Seven Million Seventy-Seven Thousand Six Hundred Dollars (\$7,077,600.00); plus a seven point three percent (7.3%) contingency of Five Hundred Sixteen Thousand Nine Hundred Forty-One Dollars and Twenty Cents (\$516,941.20), to bring the total authorized funding amount to Seven Million Five Hundred Ninety-Four Thousand Five Hundred Forty-One Dollars and Twenty Cents (\$7,594,541.20); and

**WHEREAS**, the funding source for the construction project will be from the General Assistance Grant (OCON676-16-02); and

**NOW BE IT THEREFORE RESOLVED**, the Consolidated Commission on Utilities does hereby approve the following:

1. The recitals set forth above hereby constitute the findings of the CCU.
2. The CCU finds that the terms of the bid proposal submitted by Healy Tibbetts Builders, Inc. are fair and reasonable.
3. The CCU hereby authorizes the management of GWA to accept the bid from Healy Tibbetts Builders, Inc. attached hereto as EXHIBIT D, and which is also incorporated into this Resolution in its entirety.

4. The CCU hereby authorizes the management of GWA to execute an Agreement with Healy Tibbitts Builders, Inc in the amount of Seven Million Seventy-Seven Thousand Six Hundred Dollars (\$7,077,600.00).
5. The CCU hereby authorizes the funding source for this project to be as described above.
6. The CCU hereby authorizes the funding total of Seven Million Seventy-Seven Thousand Six Hundred Dollars (\$7,077,600.00); plus a seven point three percent (7.3%) contingency of Five Hundred Sixteen Thousand Nine Hundred Forty-One Dollars and Twenty Cents (\$516,941.20), to bring the total authorized funding amount to Seven Million Five Hundred Ninety-Four Thousand Five Hundred Forty-One Dollars and Twenty Cents (\$7,594,541.20).

**RESOLVED**, that the Chairman certified and the Board Secretary attests to the adoption of this Resolution.

**DULY AND REGULARLY ADOPTED**, this 26<sup>th</sup> day of November, 2019.

Certified by:

Attested by:

\_\_\_\_\_  
**JOSEPH T. DUENAS**  
Chairperson

\_\_\_\_\_  
**MICHAEL T. LIMTIACO**  
Secretary

**SECRETARY'S CERTIFICATE**

I, Michael T. Limtiaco, Board Secretary of the Consolidated Commission on Utilities as evidenced by my signature above do hereby certify as follows:

The foregoing is a full, true and accurate copy of the resolution duly adopted at a regular meeting by the members of the Guam Consolidated Commission on Utilities, duly and legally held at a place properly noticed and advertised at which meeting a quorum was present and the members who were present voted as follows:

AYES: \_\_\_\_\_

NAYS: \_\_\_\_\_

ABSTENTIONS: \_\_\_\_\_

ABSENT: \_\_\_\_\_

///

///

///

///

///

///

///

///

# Exhibit A



**GUAM WATERWORKS AUTHORITY**

**"Better Water. Better Lives."**

Gloria B. Nelson Public Service Building | 688 Route 15, Mangilao, Guam 96913  
P.O. Box 3010, Hagatna, Guam 96932  
Tel. No. (671) 300-6036

March 8, 2018

Healy Tibbitts Builders, Inc.  
414 West Soledad, #501-B  
Hagatna, Guam 96910

Attention: Mr. Richard Heltzel  
President

Project: IFB-01-ENG-2018  
Outfall Effluent Diffuser Installation Project for Upgrade of the northern District  
Wastewater Treatment Plant (NDWWTP) to Secondary Treatment  
GWA Project No. S18-002-OEA

Subject: Notice of Bid Rejection

Hafa Adai Mr. Heltzel:

Thank you for submitting your bid of February 23, 2018. The Guam Waterworks Authority (GWA) regrets to inform you that we must reject your bid proposal pursuant to 2 GAR §3115(d)(2)(iv) because the total bid amount exceeded the funds available and it would not be appropriate to adjust the bid to come within available funds. GWA further finds that this rejection is in the best interest of the territory. Therefore, we are returning herewith your bid security (Bid Bond).

Please keep in mind that GWA intends to re-bid this project in the near future with a revised, possibly segmented and scaled down scope of work. The agency appreciates your interest and encourages your company to continue to participate in GWA procurement processes.

Should you have any questions, please do not hesitate to call Gloria Bensan at 300-6042 or email at [gpbensan@guamwaterworks.org](mailto:gpbensan@guamwaterworks.org).

Sincerely,

MIGUEL C. BORDALLO, P.E.  
General Manager

Enclosure

MCB:gb



Signature

Guam Area Manager

Title

Signature

Customer Service Representative

Title

*Note: Addresses are to be used for giving any required notice.*

*Provide execution by any additional parties, such as joint venturers, if necessary.*

1. Bidder and Surety, jointly and severally, bind themselves, their heirs, executors, administrators, successors, and assigns to pay to Owner upon default of Bidder the penal sum set forth on the face of this Bond. Payment of the penal sum is the extent of Bidder's and Surety's liability. Recovery of such penal sum under the terms of this Bond shall be Owner's sole and exclusive remedy upon default of Bidder.

2. Default of Bidder shall occur upon the failure of Bidder to deliver within the time required by the Bidding Documents (or any extension thereof agreed to in writing by Owner) the executed Agreement required by the Bidding Documents and any performance and payment bonds required by the Bidding Documents.

3. This obligation shall be null and void if:

3.1 Owner accepts Bidder's Bid and Bidder delivers within the time required by the Bidding Documents (or any extension thereof agreed to in writing by Owner) the executed Agreement required by the Bidding Documents and any performance and payment bonds required by the Bidding Documents, or

3.2 All Bids are rejected by Owner, or

3.3 Owner fails to issue a Notice of Award to Bidder within the time specified in the Bidding Documents (or any extension thereof agreed to in writing by Bidder and, if applicable, consented to by Surety when required by Paragraph 5 hereof).

4. Payment under this Bond will be due and payable upon default of Bidder and within 30 calendar days after receipt by Bidder and Surety of written notice of default from Owner, which notice will be given with reasonable promptness, identifying this Bond and the Project and including a statement of the amount due.

5. Surety waives notice of any and all defenses based on or arising out of any time extension to issue Notice of Award agreed to in writing by Owner and Bidder, provided that the total time for issuing Notice of Award including extensions shall not in the aggregate exceed 120 days from the Bid due date without Surety's written consent.

6. No suit or action shall be commenced under this Bond prior to 30 calendar days after the notice of default required in Paragraph 4 above is received by Bidder and Surety and in no case later than one year after the Bid due date.

7. Any suit or action under this Bond shall be commenced only in a court of competent jurisdiction located in the state in which the Project is located.

8. Notices required hereunder shall be in writing and sent to Bidder and Surety at their respective addresses shown on the face of this Bond. Such notices may be sent by personal delivery, commercial courier, or by United States Registered or Certified Mail, return receipt requested, postage pre-paid, and shall be deemed to be effective upon receipt by the party concerned.

9. Surety shall cause to be attached to this Bond a current and effective Power of Attorney evidencing the authority of the officer, agent, or representative who executed this Bond on behalf of Surety to execute, seal, and deliver such Bond and bind the Surety thereby.

10. This Bond is intended to conform to all applicable statutory requirements. Any applicable requirement of any applicable statute that has been omitted from this Bond shall be deemed to be included herein as if set forth at length. If any provision of this Bond conflicts with any applicable statute, then the provision of said statute shall govern and the remainder of this Bond that is not in conflict therewith shall continue in full force and effect.

11. The term "Bid" as used herein includes a Bid, offer, or proposal as applicable.





**Chubb  
Surety**

**POWER  
OF  
ATTORNEY**

**Federal Insurance Company  
Vigilant Insurance Company  
Pacific Indemnity Company**

**Attn: Surety Department  
15 Mountain View Road  
Warren, NJ 07059**

Know All by These Presents, That **FEDERAL INSURANCE COMPANY**, an Indiana corporation, **VIGILANT INSURANCE COMPANY**, a New York corporation, and **PACIFIC INDEMNITY COMPANY**, a Wisconsin corporation, do each hereby constitute and appoint **Joseph C. Barcinas, Pamela A. Cruz, Hidenobu Takagi and Jo Takagi of Tumon, Guam**

each as their true and lawful Attorney- in- Fact to execute under such designation in their names and to affix their corporate seals to and deliver for and on their behalf as surety thereon or otherwise, bonds and undertakings and other writings obligatory in the nature thereof (other than bail bonds) given or executed in the course of business, and any instruments amending or altering the same, and consents to the modification or alteration of any instrument referred to in said bonds or obligations.

In Witness Whereof, said **FEDERAL INSURANCE COMPANY, VIGILANT INSURANCE COMPANY, and PACIFIC INDEMNITY COMPANY** have each executed and attested these presents and affixed their corporate seals on this **1<sup>st</sup>** day of **October, 2014**.

*Dawn M. Chloros*  
Dawn M. Chloros, Assistant Secretary

*David B. Norris, Jr.*  
David B. Norris, Jr., Vice President



STATE OF NEW JERSEY

ss.

County of Somerset

On this **1<sup>st</sup>** day of **October, 2014** before me, a Notary Public of New Jersey, personally came Dawn M. Chloros, to me known to be Assistant Secretary of **FEDERAL INSURANCE COMPANY, VIGILANT INSURANCE COMPANY, and PACIFIC INDEMNITY COMPANY**, the companies which executed the foregoing Power of Attorney, and the said Dawn M. Chloros, being by me duly sworn, did depose and say that she is Assistant Secretary of **FEDERAL INSURANCE COMPANY, VIGILANT INSURANCE COMPANY, and PACIFIC INDEMNITY COMPANY** and knows the corporate seals thereof, that the seals affixed to the foregoing Power of Attorney are such corporate seals and were thereto affixed by authority of the By- Laws of said Companies; and that she signed said Power of Attorney as Assistant Secretary of said Companies by like authority; and that she is acquainted with David B. Norris, Jr., and knows him to be Vice President of said Companies, and that the signature of David B. Norris, Jr., subscribed to said Power of Attorney is in the genuine handwriting of David B. Norris, Jr., and was thereto subscribed by authority of said By- Laws and in deponent's presence.

Notarial Seal



KATHERINE J. ADELAAR  
NOTARY PUBLIC OF NEW JERSEY  
No. 2318685  
Commission Expires July 18, 2019

*Katherine J. Adelaar*  
Notary Public

#### CERTIFICATION

Extract from the By- Laws of **FEDERAL INSURANCE COMPANY, VIGILANT INSURANCE COMPANY, and PACIFIC INDEMNITY COMPANY**:

"All powers of attorney for and on behalf of the Company may and shall be executed in the name and on behalf of the Company, either by the Chairman or the President or a Vice President or an Assistant Vice President, jointly with the Secretary or an Assistant Secretary, under their respective designations. The signature of such officers may be engraved, printed or lithographed. The signature of each of the following officers: Chairman, President, any Vice President, any Assistant Vice President, any Secretary, any Assistant Secretary and the seal of the Company may be affixed by facsimile to any power of attorney or to any certificate relating thereto appointing Assistant Secretaries or Attorneys- in- Fact for purposes only of executing and attesting bonds and undertakings and other writings obligatory in the nature thereof, and any such power of attorney or certificate bearing such facsimile signature or facsimile seal shall be valid and binding upon the Company and any such power so executed and certified by such facsimile signature and facsimile seal shall be valid and binding upon the Company with respect to any bond or undertaking to which it is attached."

I, Dawn M. Chloros, Assistant Secretary of **FEDERAL INSURANCE COMPANY, VIGILANT INSURANCE COMPANY, and PACIFIC INDEMNITY COMPANY** (the "Companies") do hereby certify that

- (i) the foregoing extract of the By- Laws of the Companies is true and correct,
- (ii) the Companies are duly licensed and authorized to transact surety business in all 50 of the United States of America and the District of Columbia and are authorized by the U.S. Treasury Department; further, Federal and Vigilant are licensed in the U.S. Virgin Islands, and Federal is licensed in American Samoa, Guam, Puerto Rico, and each of the Provinces of Canada except Prince Edward Island; and
- (iii) the foregoing Power of Attorney is true, correct and in full force and effect.

Given under my hand and seals of said Companies at Warren, NJ this **31st**, January 2018



*Dawn M. Chloros*  
Dawn M. Chloros, Assistant Secretary

IN THE EVENT YOU WISH TO NOTIFY US OF A CLAIM, VERIFY THE AUTHENTICITY OF THIS BOND OR NOTIFY US OF ANY OTHER MATTER, PLEASE CONTACT US AT ADDRESS LISTED ABOVE, OR BY Telephone (908) 903-3493 Fax (908) 903-3658 e-mail: surety@chubb.com

**GOVERNMENT OF GUAM  
DEPARTMENT OF REVENUE AND TAXATION  
OFFICE OF THE BANKING AND INSURANCE COMMISSIONER  
CERTIFICATE OF AUTHORITY**

RENEWAL 135

*Know All Men By These Presents That:*

**Name** **FEDERAL INSURANCE COMPANY**

**Address** 202B HALL'S MILL ROAD  
WHITEHOUSE STATION

NJ 08889

**Classes of Insurance  
Authorized**

ACCIDENT & HEALTH  
FIDELITY & SURETY  
FIRE  
MARINE


MISCELLANEOUS  
MOTOR VEHICLE  
PROP. DAMAGE & LIABILITY  
WORKMENS COMP

**Having complied with the Insurance Law of Guam, is hereby authorized to transact as an insurer, the above named Classes of Insurance in Guam from the 01 day of July, 20 18, to the 01 day of July, 20 17, unless authority is revoked for failure to comply with the law.**

**General Agent(s):**

TAKAGI & ASSOCIATES INC  
CASSIDY'S ASSOCIATED INSURERS INC

**In Witness Whereof, I have hereunto subscribed my name officially and have hereon impressed my Seal of Office at the City of Hagathia, Guam on this 05 day of June A.D. 20 17.**

  
**ARTEMIO B. ILAGAN**  
Banking and Insurance Commissioner

# Exhibit B



June 17, 2019

Healy Tibbitts Builders, Inc.  
414 West Soledad, #501-B  
Hagatna, Guam 96910

Attention: Mr. Richard Heltzel  
President

Project: IFB-08-ENG-2018  
Outfall Effluent Diffuser Installation Project for Upgrade of the Northern district  
Wastewater Treatment Plant (NDWWTP) to Secondary Treatment (Re-Bid)  
GWA Project No. S18-002-OEA

Subject: Notice of Bid Rejection

Hafa Adai Mr. Heltzel:

Thank you for submitting your bid of September 13, 2018. The Guam Waterworks Authority (GWA) regrets to inform you that we must reject all bid proposals pursuant to 2 GAR §3115(d)(2)(iv) because the total bid amount exceeded the funds available and it would not be appropriate to adjust the bid to come within available funds. GWA further finds that this rejection is in the best interest of the territory. Therefore, we are returning herewith your original bid security in the form of Bid Bond.

The agency appreciates your interest and encourages your company to continue to participate in GWA procurement processes.

Should you have any questions, please do not hesitate to call Gloria Bensen at 300-6042 or email at [gpbensan@guamwaterworks.org](mailto:gpbensan@guamwaterworks.org).

Sincerely,



MIGUEL C. BORDALLO, P.E.  
General Manager

Enclosure

MCB;gb

**BID BOND**

Any singular reference to Bidder, Surety, Owner or other party shall be considered plural where applicable.

**BIDDER (Name and Address):**

Healy Tibblitts Builders, Inc.  
414 West Soledad, #501-B  
Hagatna, Guam 96910

**SURETY (Name, and Address of Principal Place of Business):**

Federal Insurance Company  
2028 Hall's Mill Road  
Whitehouse Station, NJ 08889

**OWNER (Name and Address):**

Guam Waterworks Authority  
Gloria B. Nelson Public Service Building  
688 Route 15, Mangilao, Guam 96913

**BID**

Bid Due Date: 9/13/18

Description:

**OUTFALL EFFLUENT DIFFUSER INSTALLATION PROJECT FOR UPGRADE OF THE NORTHERN DISTRICT  
WASTEWATER TREATMENT PLANT (NDWWTP) TO SECONDARY TREATMENT**

**GWA Project No. S18-002-OEA**

**OEA Grant OCO N676-16-02**

**BOND**

Bond Number: N/A

Date: August 28, 2018

Penal sum \*\*\*Fifteen Percent (15%) of Bid Amount\*\*\* \$ \_\_\_\_\_  
(Words) (Figures)

Surety and Bidder, intending to be legally bound hereby, subject to the terms set forth below, do each cause this Bid Bond to be duly executed by an authorized officer, agent, or representative.

**BIDDER**

Healy Tibblitts Builders, Inc. (Seal)

Bidder's Name and Corporate Seal

By:

Signature

Richard A. Heitzel

Print Name

President

Title

Attest:

**SURETY**

Federal Insurance Company (Seal)

Surety's Name and Corporate Seal

By:

Signature (Attach Power of Attorney)

Pamela A. Cruz

Print Name

Attorney-in-Fact

Title

Attest:

Section 00430

Bid Bond

Countersigned by:

Tikang & Associates, Inc.  
Resident General Agent

Page 1

Signature

District Manager  
Title

Signature

Cole  
Title

*Note: Addresses are to be used for giving any required notice.*

*Provide execution by any additional parties, such as joint venturers, if necessary.*

1. Bidder and Surety, jointly and severally, bind themselves, their heirs, executors, administrators, successors, and assigns to pay to Owner upon default of Bidder the penal sum set forth on the face of this Bond. Payment of the penal sum is the extent of Bidder's and Surety's liability. Recovery of such penal sum under the terms of this Bond shall be Owner's sole and exclusive remedy upon default of Bidder.

2. Default of Bidder shall occur upon the failure of Bidder to deliver within the time required by the Bidding Documents (or any extension thereof agreed to in writing by Owner) the executed Agreement required by the Bidding Documents and any performance and payment bonds required by the Bidding Documents.

3. This obligation shall be null and void if:

3.1 Owner accepts Bidder's Bid and Bidder delivers within the time required by the Bidding Documents (or any extension thereof agreed to in writing by Owner) the executed Agreement required by the Bidding Documents and any performance and payment bonds required by the Bidding Documents, or

3.2 All Bids are rejected by Owner, or

3.3 Owner fails to issue a Notice of Award to Bidder within the time specified in the Bidding Documents (or any extension thereof agreed to in writing by Bidder and, if applicable, consented to by Surety when required by Paragraph 5 hereof).

4. Payment under this Bond will be due and payable upon default of Bidder and within 30 calendar days after receipt by Bidder and Surety of written notice of default from Owner, which notice will be given with reasonable promptness, identifying this Bond and the Project and including a statement of the amount due.

5. Surety waives notice of any and all defenses based on or arising out of any time extension to issue Notice of Award agreed to in writing by Owner and Bidder, provided that the total time for issuing Notice of Award including extensions shall not in the aggregate exceed 120 days from the Bid due date without Surety's written consent.

6. No suit or action shall be commenced under this Bond prior to 30 calendar days after the notice of default required in Paragraph 4 above is received by Bidder and Surety and in no case later than one year after the Bid due date.

7. Any suit or action under this Bond shall be commenced only in a court of competent jurisdiction located in the state in which the Project is located.

8. Notices required hereunder shall be in writing and sent to Bidder and Surety at their respective addresses shown on the face of this Bond. Such notices may be sent by personal delivery, commercial courier, or by United States Registered or Certified Mail, return receipt requested, postage pre-paid, and shall be deemed to be effective upon receipt by the party concerned.

9. Surety shall cause to be attached to this Bond a current and effective Power of Attorney evidencing the authority of the officer, agent, or representative who executed this Bond on behalf of Surety to execute, seal, and deliver such Bond and bind the Surety thereby.

10. This Bond is intended to conform to all applicable statutory requirements. Any applicable requirement of any applicable statute that has been omitted from this Bond shall be deemed to be included herein as if set forth at length. If any provision of this Bond conflicts with any applicable statute, then the provision of said statute shall govern and the remainder of this Bond that is not in conflict therewith shall continue in full force and effect.

11. The term "Bid" as used herein includes a Bid, offer, or proposal as applicable.

**Chubb  
Surety****POWER  
OF  
ATTORNEY****Federal Insurance Company  
Vigilant Insurance Company  
Pacific Indemnity Company****Attn: Surety Department  
15 Mountain View Road  
Warren, NJ 07059**

Know All by These Presents, That **FEDERAL INSURANCE COMPANY**, an Indiana corporation, **VIGILANT INSURANCE COMPANY**, a New York corporation, and **PACIFIC INDEMNITY COMPANY**, a Wisconsin corporation, do each hereby constitute and appoint **Joseph C. Barcinas, Pamela A. Cruz, Hidenobu Takagi and Jo Takagi of Tumon, Guam**

each as their true and lawful Attorney-in-Fact to execute under such designation in their names and to affix their corporate seals to and deliver for and on their behalf as surety thereon or otherwise, bonds and undertakings and other writings obligatory in the nature thereof (other than bail bonds) given or executed in the course of business, and any instruments amending or altering the same, and consents to the modification or alteration of any instrument referred to in said bonds or obligations.

In Witness Whereof, said **FEDERAL INSURANCE COMPANY, VIGILANT INSURANCE COMPANY, and PACIFIC INDEMNITY COMPANY** have each executed and attested these presents and affixed their corporate seals on this **1<sup>st</sup>** day of **October, 2014**.

  
Dawn M. Chloros, Assistant Secretary

  
David B. Norris, Jr., Vice President



STATE OF NEW JERSEY

ss.

County of Somerset



On this **1<sup>st</sup>** day of **October, 2014** before me, a Notary Public of New Jersey, personally came Dawn M. Chloros, to me known to be Assistant Secretary of **FEDERAL INSURANCE COMPANY, VIGILANT INSURANCE COMPANY, and PACIFIC INDEMNITY COMPANY**, the companies which executed the foregoing Power of Attorney, and the said Dawn M. Chloros, being by me duly sworn, did depose and say that she is Assistant Secretary of **FEDERAL INSURANCE COMPANY, VIGILANT INSURANCE COMPANY, and PACIFIC INDEMNITY COMPANY** and knows the corporate seals thereof, that the seals affixed to the foregoing Power of Attorney are such corporate seals and were thereto affixed by authority of the By-Laws of said Companies; and that she signed said Power of Attorney as Assistant Secretary of said Companies by like authority, and that she is acquainted with David B. Norris, Jr., and knows him to be Vice President of said Companies; and that the signature of David B. Norris, Jr., subscribed to said Power of Attorney is in the genuine handwriting of David B. Norris, Jr., and was thereto subscribed by authority of said By-Laws and in deponent's presence.

Notarial Seal



KATHERINE J. ADELAAR  
NOTARY PUBLIC OF NEW JERSEY  
No. 2316685  
Commission Expires July 16, 2019

  
Notary Public

**CERTIFICATION**

Extract from the By-Laws of **FEDERAL INSURANCE COMPANY, VIGILANT INSURANCE COMPANY, and PACIFIC INDEMNITY COMPANY**:

"All powers of attorney for and on behalf of the Company may and shall be executed in the name and on behalf of the Company, either by the Chairman or the President or a Vice President or an Assistant Vice President, jointly with the Secretary or an Assistant Secretary, under their respective designations. The signature of such officers may be engraved, printed or lithographed. The signature of each of the following officers: Chairman, President, any Vice President, any Assistant Vice President, any Secretary, any Assistant Secretary and the seal of the Company may be affixed by facsimile to any power of attorney or to any certificate relating thereto appointing Assistant Secretaries or Attorneys-in-Fact for purposes only of executing and attesting bonds and undertakings and other writings obligatory in the nature thereof, and any such power of attorney or certificate bearing such facsimile signature or facsimile seal shall be valid and binding upon the Company and any such power so executed and certified by such facsimile signature and facsimile seal shall be valid and binding upon the Company with respect to any bond or undertaking to which it is attached."

I, Dawn M. Chloros, Assistant Secretary of **FEDERAL INSURANCE COMPANY, VIGILANT INSURANCE COMPANY, and PACIFIC INDEMNITY COMPANY** (the "Companies") do hereby certify that

- (i) the foregoing extract of the By-Laws of the Companies is true and correct,
- (ii) the Companies are duly licensed and authorized to transact surety business in all 50 of the United States of America and the District of Columbia and are authorized by the U.S. Treasury Department; further, Federal and Vigilant are licensed in the U.S. Virgin Islands, and Federal is licensed in American Samoa, Guam, Puerto Rico, and each of the Provinces of Canada except Prince Edward Island; and
- (iii) the foregoing Power of Attorney is true, correct and in full force and effect.

Given under my hand and seals of said Companies at Warren, NJ this **28th**, August 2018



  
Dawn M. Chloros, Assistant Secretary

IN THE EVENT YOU WISH TO NOTIFY US OF A CLAIM, VERIFY THE AUTHENTICITY OF THIS BOND OR NOTIFY US OF ANY OTHER MATTER, PLEASE CONTACT US AT ADDRESS LISTED ABOVE, OR BY Telephone (908) 903-3493 Fax (908) 903-3656 e-mail surety@chubb.com

**GOVERNMENT OF GUAM**  
**DEPARTMENT OF REVENUE AND TAXATION**  
**OFFICE OF THE BANKING AND INSURANCE COMMISSIONER**  
**CERTIFICATE OF AUTHORITY**

RENEWAL 135

*Know All Men By These Presents That:*

**Name** **FEDERAL INSURANCE COMPANY**

**Address** 202 N.  
INDIANAPOLIS

ILLINOIS STREET  
IN 46282

**Classes of Insurance**  
**Authorized**

ACCIDENT & HEALTH  
FIDELITY & SURETY  
FIRE  
LIFE

MISCELLANEOUS  
MOTOR VEHICLE  
PROP. DAMAGE & LIABILITY  
WORKMENS COMP

*Having complied with the Insurance Law of Guam, is hereby authorized to transact as an insurer, the above named Classes of Insurance in Guam from the 01 day of July, 20 18, to the 01 day of July, 20 19, unless authority is revoked for failure to comply with the law.*

**General Agent(s):**

TAKAGI & ASSOCIATES INC  
CASSIDY'S ASSOCIATED INSURERS INC

*In Witness Whereof, I have hereunto subscribed my name officially and have hereon impressed my Seal of Office at the City of Hagatña, Guam on this 29 day of June A.D. 20 18.*



**JOHN P. CAMACHO**

Acting Banking and Insurance Commissioner



# Exhibit C



**Sole Source Determination**

**IFB-08-ENG-2018 Outfall Effluent Diffuser Installation Project for Upgrade of the Northern District Wastewater Treatment Plant**

Submitted by: Miguel C. Bordallo P.E., General Manager

---

This memo shall provide the independent assessment and determination to meet the requirements set forth in 5 GCA § 5214 and 2 GAR § 3112 that only one contractor is available to perform the specialized work necessary to complete the above-mentioned project in a timely and professional manner.

The procurement for this project was first let on February 23<sup>rd</sup>, 2018 and there was only one bidder at that time. That bid was over 4 times the engineer's estimate. The project scope, methods and approved materials were modified by the engineering team in hopes of lowering the project cost and broaden the bidder field. The project was let for a second time on September 13<sup>th</sup>, 2018. Although several more potential bidders picked up procurement packets and expressed interest, only one bidder submitted a packet. It was the same bidder on both procurements, Healy-Tibbets Builders, Inc.

This project has very critical timing aspects to it - both environmental and regulatory. As a result, GWA cannot afford to put this project out to bid a third time. There are no other bidders suitable or acceptable to meet the needs of the Authority. GWA will negotiate in good faith with the sole bidder to ensure the project is built at the best possible price and in the best interest of the ratepayers.

A record of this procurement will be memorialized and provided to the Speaker of the Guam Legislature.

  
\_\_\_\_\_  
Miguel C. Bordallo P.E.  
General Manager

11-18-19  
Date

# Exhibit D



April 30, 2019

SENT VIA EMAIL: [jjohnson2@brwncald.com](mailto:jjohnson2@brwncald.com)

BROWN AND CALDWELL  
414 West Soledad Ave., Suite 602  
Hagatna, Guam 96910

Attention: Jerry Johnson, Managing Engineer – Construction Lead

Reference: **Guam Waterworks Authority (GWA) Project No. S18-002-OEA  
Outfall Effluent Diffuser Installation Project**

Subject: **Updated Bid Form and Assumptions**

Dear Jerry,

Healy Tibbitts Builders, Inc. (HTBI) proposes to furnish labor, material, and equipment necessary complete the installation of the outfall effluent diffuser for the GWA Northern District Wastewater Treatment Plant. The updated total price is Seven Million, Seventy-Seven Thousand, Six Hundred Dollars.

**\$7,077,600.00**

### **SCOPE OF WORK**

The scope of work is in compliance with the original contract bid documents with the following changes:

1. End Clamp
  - a. HTBI will reuse the existing end clamp, eliminating the need for removal and fabrication of a new clamp.
  - b. HTBI will clean and prepare the existing end clamp for connection to the HDPE miter section.
  - c. HTBI will install three anodes on the existing end clamp.
2. Permanent Materials
  - a. HTBI will use the existing 4 each by 100-FT HDPE diffuser pipe sections.
  - b. HTBI will furnish and install Articulated Concrete Block (ACB) Mattresses as diffuser section ballast. These ACB mats will be constructed using 3-braid poly line in lieu of "Blue Steel" rope.
  - c. HTBI will use the existing backer rings for the HDPE diffuser pipe sections but will furnish and install new Hot-Dipped-Galvanized (HDG) backer rings for the HDPE miter sections and diffuser connections.
  - d. HTBI will furnish and install two anodes per each pipeline flange backer ring.
  - e. HTBI will furnish and install 304 Stainless Steel Hardware for backer ring connections in lieu of AL6XN
3. Standby
  - a. The standby allowance was adjusted from 15 days to 5 days.
  - b. The 5 days were broken down between Operational Standby, Weekday Standby, and Weekend Standby.

**Healy Tibbitts Builders, Inc.****PRICING.**

<b>1. Mobilization/Demobilization</b>		
a. Marine services and equipment, including barges, tugs, vessels, cranes – all inclusive, lump sum price		\$3,020,000.00
b. Commercial diving equipment and associated insurance		\$500,000.00
c. Bonds, other insurance, travel, permit fees, Business Privilege Tax at 5% (effective 10/1/19), lump sum price		\$410,000.00
<b>2. Materials and Transport – Articulated Concrete Block Mats, Owner-Supplied HDPE Pipe, Supplemental Pipe Fittings, Backer Rings, and Anodes</b>		
a. Articulated Concrete Block Mats, lump sum price		\$180,000.00
b. Anodes for flange backer rings, diffuser port backer rings, and end clamp, lump sum price		\$5,000.00
c. Hardware for existing backer rings, lump sum price		\$35,000.00
d. Additional diffuser port backer rings and hardware, lump sum price		\$20,000.00
e. Transportation of existing HDPE pipe to project site, lump sum price		\$65,000.00
f. Supplemental HDPE elbows, pipe fittings, galvanized steel backer rings, anodes, and accessories, lump sum price		\$55,000.00
<b>3. Installation, Inclusive of Diving Labor</b>		
a. Installation for HDPE pipe; cleaning and installation of flange backer rings and anodes; cleaning and installation of diffuser port backer rings, valves, and anodes; and installation of articulated concrete block mats, lump sum price		\$2,000,000.00
b. Installation for supplemental HDPE elbows, pipe fittings, backer rings and anodes – all inclusive, lump sum price		\$370,000.00
c. Cleaning of existing flange end clamp and installation of anodes, lump sum price		\$50,000.00
<b>4. Effluent Flow Bypass Materials and Execution</b>		
a. Materials: Knife gate valves and couplings, lump sum price		\$95,000.00
b. Installation and operation of knife gate valves and couplings, lump sum price		\$50,000.00
<b>5. Operational Standby Time Allowance – (If an unplanned shutdown is required, this allowance covers securing the watercraft and preparing the jobsite for shutdown, and then returning to the</b>	<b>2 days x \$48,000/day</b>	<b>\$96,000.00</b>

**Healy Tibbitts Builders, Inc.**

jobsite to recover and reinstate work). This is an Owner controlled allowance.		
<b>6. Weekday Standby Time Allowance</b> – (Following an unplanned Operational Shutdown, this allowance covers the Contractor's expenses during the regular work week). This is an Owner controlled allowance.	1 day x \$46,600/day	\$46,600.00
<b>7. Weekend Standby Time Allowance</b> – (Following an unplanned Operational Shutdown, this allowance covers the Contractor's expenses that occur during a weekend (non - regular working hours)). This is an Owner controlled allowance.	2 days x \$40,000/day	\$80,000.00
<b>Total Price including Lump Sum and Standby Allowance (Extended Unit Price)</b>		<b>\$7,077,600</b>

SEVEN MILLION, SEVENTY-SEVEN THOUSAND, SIX HUNDRED DOLLARS

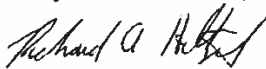
**\*\* Any additional value engineering or cost savings items is encouraged. Those identified beyond the total price noted above either by Healy Tibbitts or proposed by the Owner and found acceptable by Healy Tibbitts will be shared by both parties equally.**

**Pricing Notes:**

- a. Pricing includes bond.
- b. Pricing includes 5% Guam Business Privilege Tax

Thank you for this opportunity to submit a proposal. Please contact the undersigned at [raheltzel@healytibbitts.com](mailto:raheltzel@healytibbitts.com)/(808) 487-3664 (office)/(808) 479-2941 (cell) if you have any questions or require any additional information.

Very truly yours,  
Healy Tibbitts Builders, Inc.



Richard A. Heltzel (Rick)  
President



**GUAM WATERWORKS AUTHORITY**

*"Better Water, Better Lives."*

Gloria B. Nelson Public Service Building | 688 Route 15 | Mangilao, Guam 96913

Tel: (671) 300-6846

### **Issues for Decision**

#### **Resolution No. 09-FY2020**

Relative to the Adoption of General Provisions to Guam Waterworks Authority Operating Budgets

#### **What is the project's objective and is it necessary and urgent?**

General provisions to the budget will allow the General Manager to transfer up to ten percent (10%) of the total budget between and among budget categories to address changing priorities throughout the fiscal period. The provisions request to increase the General Manager's contractual authority from \$750,000 up to \$1,000,000 without first obtaining CCU approval. This request allows GWA to expeditiously finalize contracts following lengthy procurement processes.

#### **Where is the location?**

Agency-wide

#### **How much will it cost?**

N/A

#### **When will it be completed?**

FY2020 Budget implementation started on October 1, 2019. Expenses at this time are based on FY2019 Budget revenues.

#### **What is the funding source?**

O&M

#### **The RFP/BID responses (if applicable):**

N/A



CONSOLIDATED COMMISSION ON UTILITIES  
Guam Power Authority | Guam Waterworks Authority  
P.O. Box 2977 Hagatna, Guam 96932 | (671)649-3002 | guamccu.org

**GWA RESOLUTION NO. 09-FY2020**

**RELATIVE TO THE ADOPTION OF GENERAL PROVISIONS TO GUAM  
WATERWORKS AUTHORITY OPERATING BUDGETS**

**WHEREAS**, Section 8104 (c), Chapter 8 and Section 14104 (c) Chapter 14 of Title 12 of the Guam Code Annotated authorizes the Guam Waterworks Authority to establish its internal organization and management and adopt regulations for the administration of its operations; and

**WHEREAS**, under 12 G.C.A. § 14105, the Consolidated Commission on Utilities (“CCU”) has plenary authority over financial, contractual, and policy matters relative to the Guam Waterworks Authority (“GWA”); and

**WHEREAS**, the Guam Waterworks Authority (“GWA”) is a Guam Public Corporation established and existing under the laws of Guam; and

**WHEREAS**, the CCU approved GWA’s Five-Year Financial Plan for filing with the Public Utilities Commission on June 5, 2019 and GWA submitted the approved plan to the Public Utilities Commission (PUC) on July 6, 2019; and

**WHEREAS**, the Financial Plan addresses the five-year period of FY2020-FY2024: (1) estimated annual budgets for operations, maintenance and repair of GWA’s water and wastewater system, including capital improvement projects; and (2) a descriptive plan for raising sufficient revenue to meet the projected costs set forth in the budgets; and

**WHEREAS**, the first fiscal period of the Financial Plan started on October 1, 2019 and to avoid interruptions in operational activities pending PUC approval, GWA management maintains authorized spending levels from FY2019; and



1       **WHEREAS**, Management seeks CCU approval to implement general provisions for  
2 GWA's operating budgets; and  
3

4       **NOW BE IT THEREFORE RESOLVED;** the Consolidated Commission on Utilities  
5 does hereby approve the following:  
6

- 7       1. Authorized level of positions for FY2020 shall be 400 full-time employees.
- 8       2. The General Manager is authorized to transfer up to ten percent (10%) between and  
9       among O&M budget expenses, excluding salaries and benefits. Any transfers  
10       exceeding ten percent (10%) requires CCU approval.
- 11       3. The General Manager's delegated contract approval is authorized at \$1,000,000.00.  
12       The General Manager shall seek CCU approval for expenditures in excess of  
13       \$1,000,000.00.

14       **RESOLVED**, that the Chairman certified and the Board Secretary attests to the adoption  
15 of this Resolution.  
16

17       **DULY AND REGULARLY ADOPTED**, this 26<sup>th</sup> day of November, 2019.  
18

19       Certified by:  
20

Attested by:  
21

22       \_\_\_\_\_  
23       **JOSEPH T. DUENAS**  
24       Chairperson

25       \_\_\_\_\_  
26       **MICHAEL T. LIMTIACO**  
27       Secretary

28       //

29       //

30       //

31       //  
32

**SECRETARY'S CERTIFICATE**

I, Michael T. Limtiaco, Board Secretary of the Consolidated Commission on Utilities as evidenced by my signature above do hereby certify as follows:

The foregoing is a full, true and accurate copy of the resolution duly adopted at a regular meeting by the members of the Guam Consolidated Commission on Utilities, duly and legally held at a place properly noticed and advertised at which meeting a quorum was present and the members who were present voted as follows:

AYES:

\_\_\_\_\_

NAYS:

\_\_\_\_\_

ABSTENTIONS:

\_\_\_\_\_

ABSENT:

\_\_\_\_\_

///

///

///

///

///

///

///



# Management Report

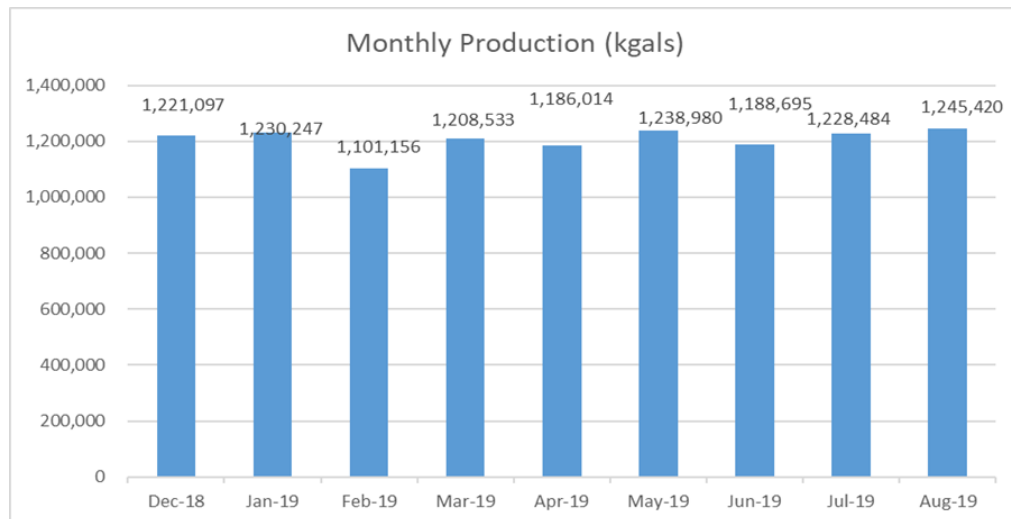
## GWA Work Session, November 19, 2019



## Operations Update

Production (August 2019)

Monthly Production Summary - August 2019						
Deep Wells				36.8 MGD		
Active wells =	99	of 120				
Avg days in operation =	31	days				
Total Production =	1,142,247	Kgals				
Springs				0.16 MGD		
Avg days in operation =	31	days				
Total Production =	4830	Kgals				
Ugum Surface Water Plant				2.2 MGD		
Avg days in operation =	31	days				
Total Production =	67,902	Kgals				
Tumon Maui Well				0.98 MGD		
Avg days in operation =	31	days				
Total Production =	30,441	Kgals				
				1,245,420 Kgals	40.2 MGD	
					DW Status as of 8/31/2019	
					Active	99
					Grounded motor or Pump Failure	5
					Out of commission	8
					Secured, PFOs	2
					Standby	6
					TOTAL	120

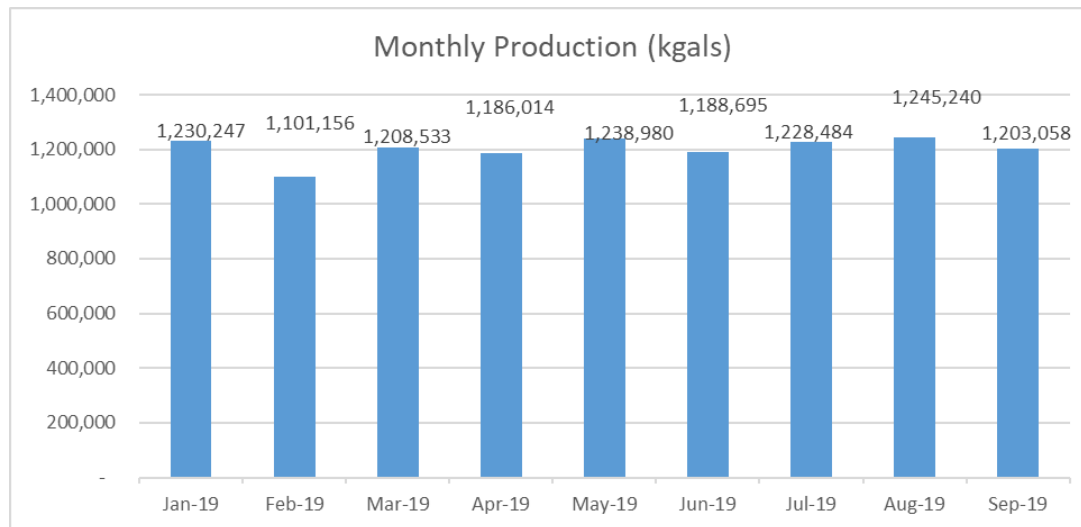


## Operations Update

## Production (September 2019)

Monthly Production Summary - September 2019				
Deep Wells			36.8 MGD	
Active wells =	97	of 120		
Avg days in operation =	30	days		
Total Production =	1,102,932	Kgals		
Springs			0.26 MGD	
Avg days in operation =	30	days		
Total Production =	7717	Kgals		
Ugum Surface Water Plant			2.1 MGD	
Avg days in operation =	30	days		
Total Production =	63,730	Kgals		
Tumon Maui Well			0.96 MGD	
Avg days in operation =	30	days		
Total Production =	28,679	Kgals		
		1,203,058	Kgals	40.1 MGD

DW Status as of 9/30/2019		
Active	97	
Grounded motor or Pump Failure	5	A26-D03-F06-F17-M12
Out of commission	8	A02-A07-A28-D05-D13-M14-MJ01-MJ05
Secured, PFOs	2	A23-A25
Standby	8	A29-D01-D20-D24-F09-F10-F18-M17B
TOTAL	120	

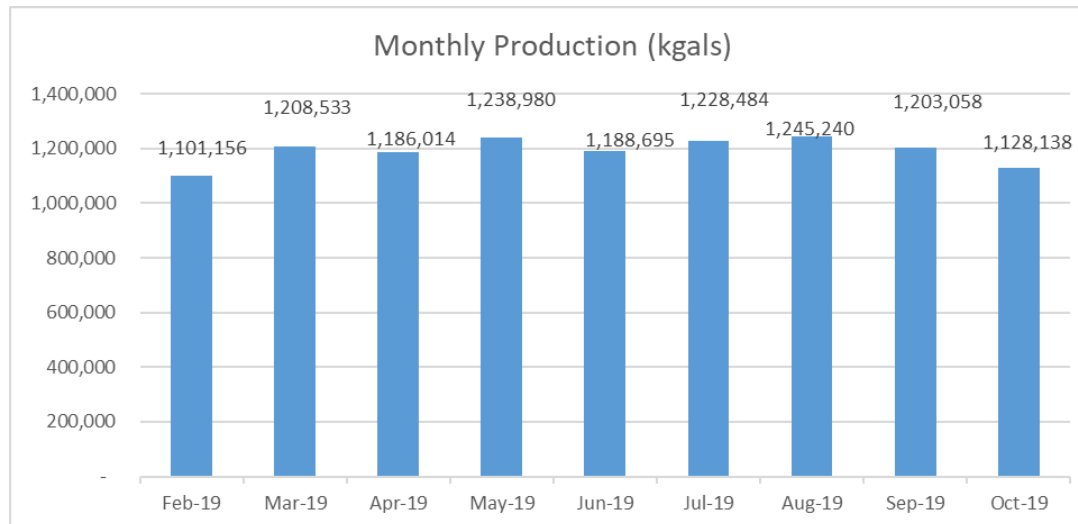


## Operations Update

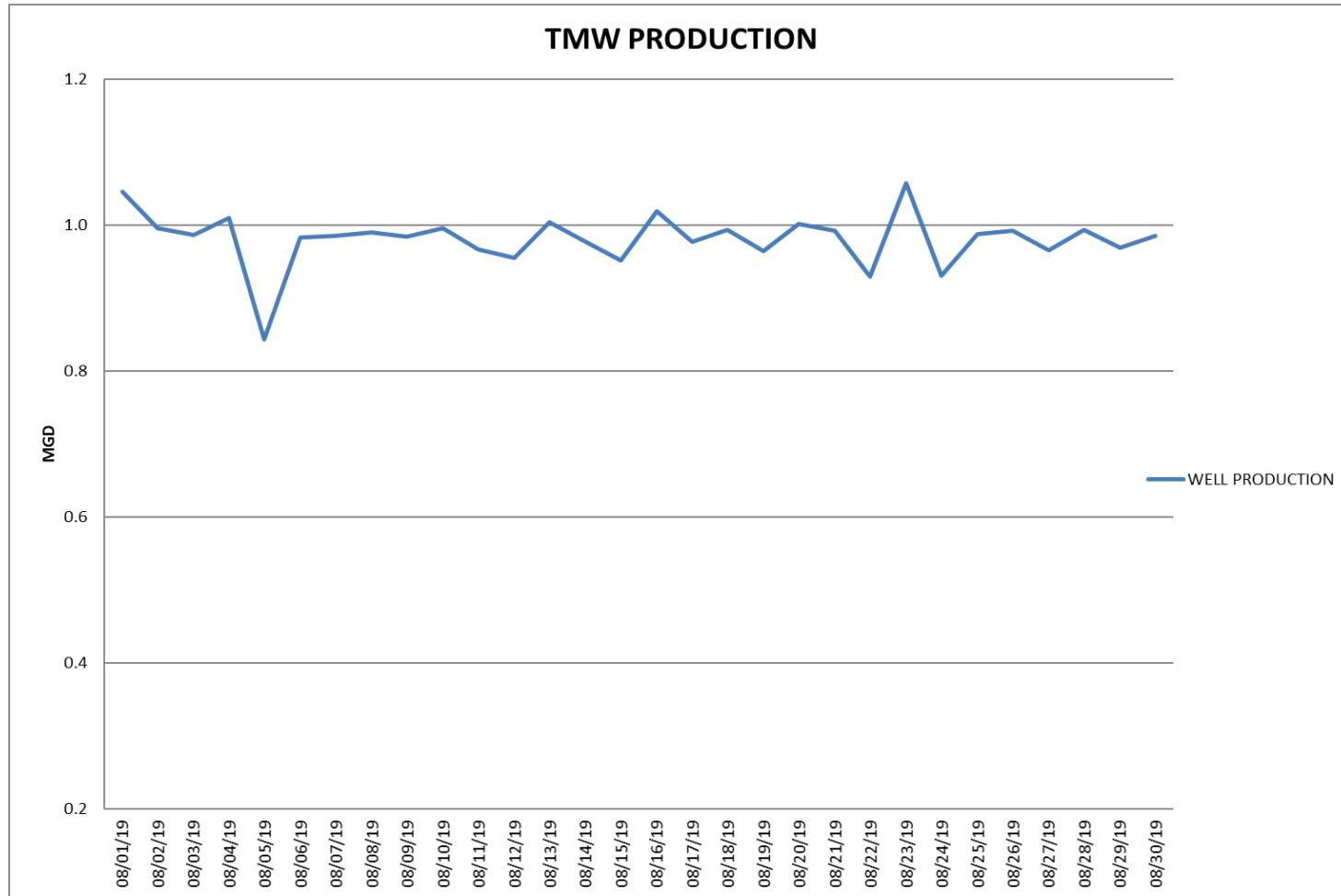
## Production (October 2019)

Monthly Production Summary - October 2019				
Deep Wells			36.4 MGD	
Active wells =	98	of 120		
Avg days in operation =	31	days		
Total Production =	1,128,608	Kgals		
Springs			0.37 MGD	
Avg days in operation =	31	days		
Total Production =	11501	Kgals		
Ugum Surface Water Plant			2.2 MGD	
Avg days in operation =	31	days		
Total Production =	69,725	Kgals		
Tumon Maui Well			0.91 MGD	
Avg days in operation =	31	days		
Total Production =	28,304	Kgals		
			1,128,138	39.9 MGD

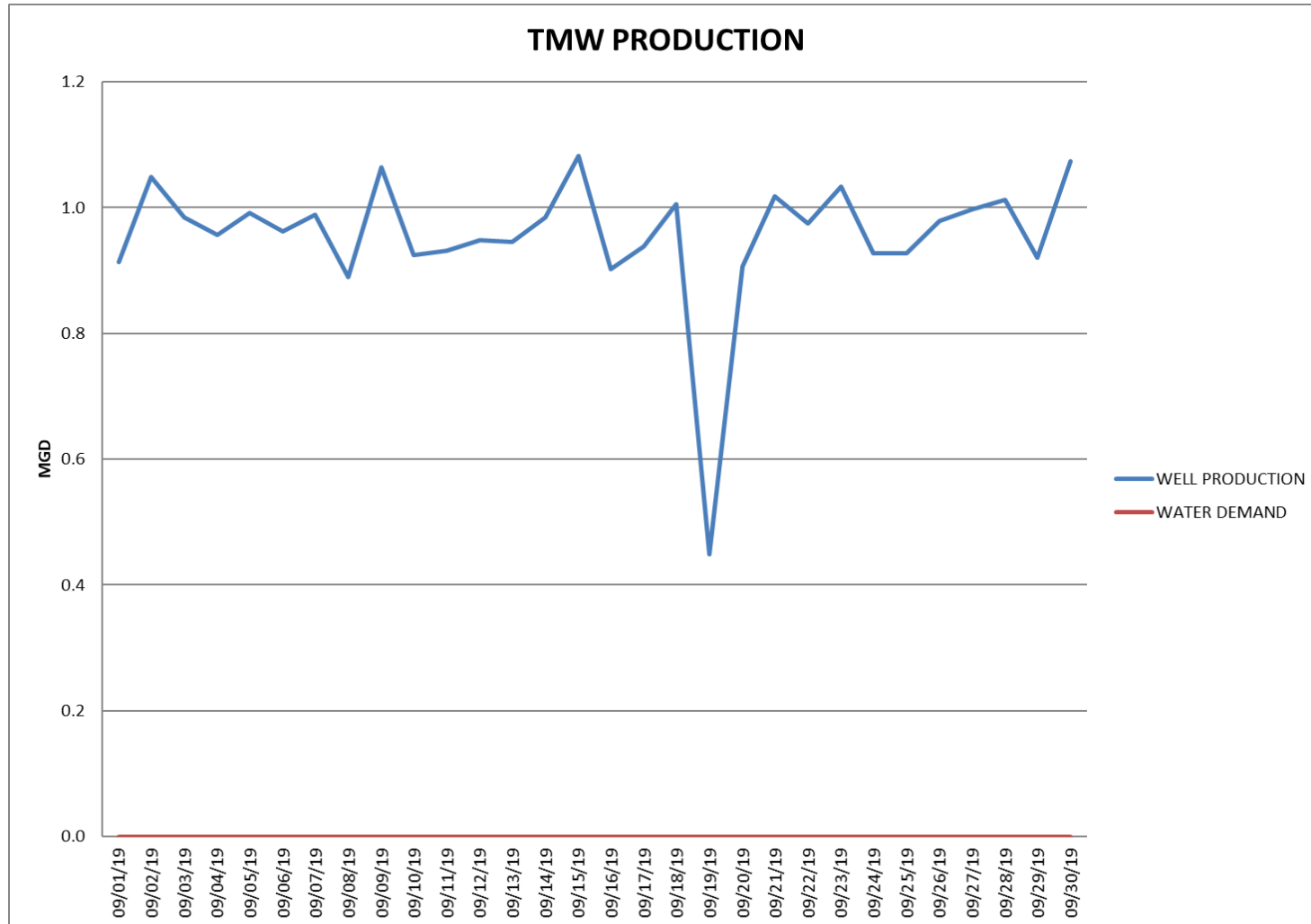
DW Status as of 10/31/2019		
Active	98	
Grounded motor or Pump Failure	3	A26-D03-F06
Out of commission	8	A02-A07-A28-D05-D13-M14-MJ01-MJ05
Temporarily Secured	3	A23-A25-F10
Standby	8	A10-A29-D01-D20-F16-F18-M12-M17B
TOTAL	120	



Tumon Maui Well Production (August 2019)

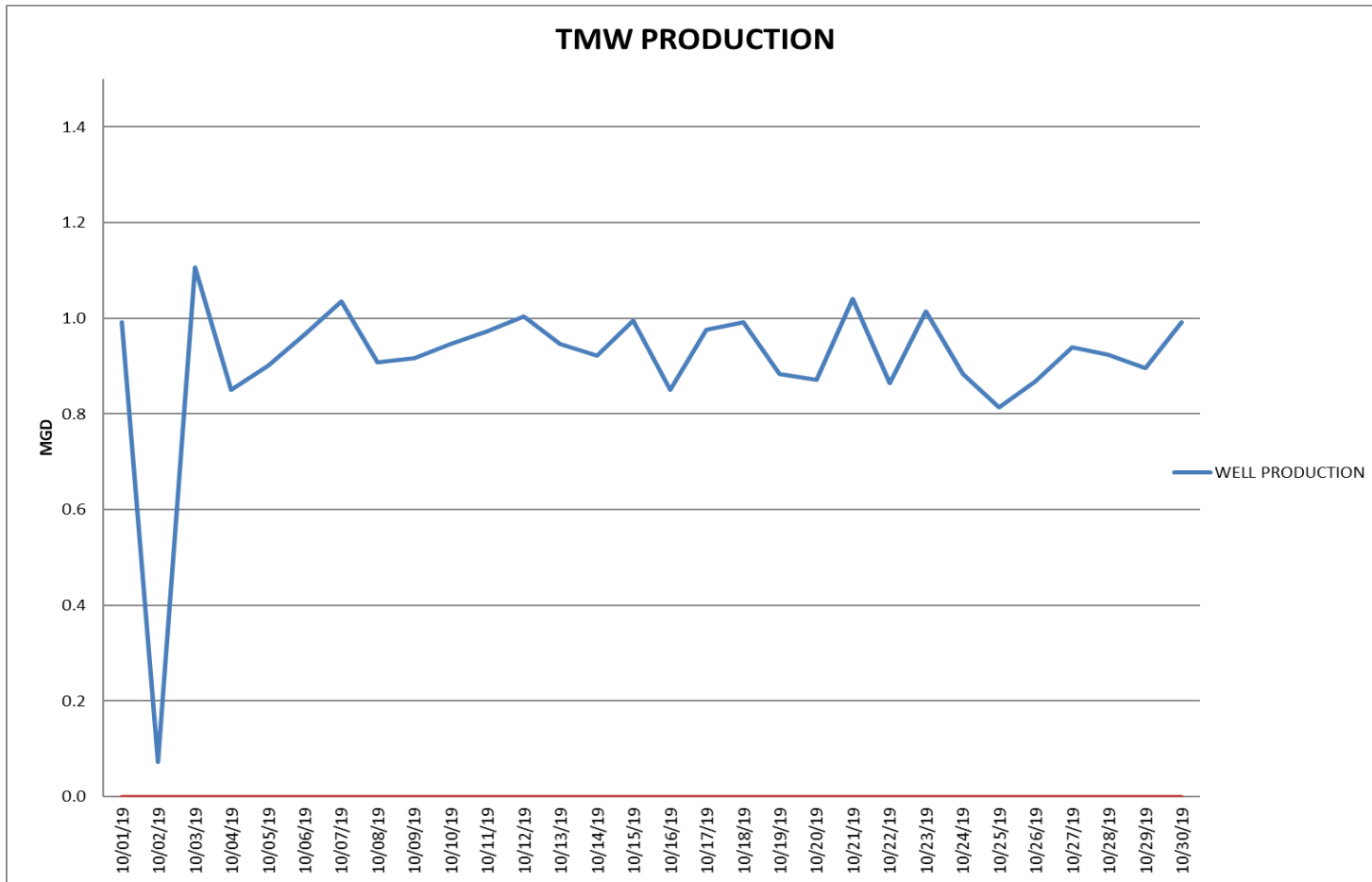


Tumon Maui Well Production (September 2019)





Tumon Maui Well Production (October 2019)

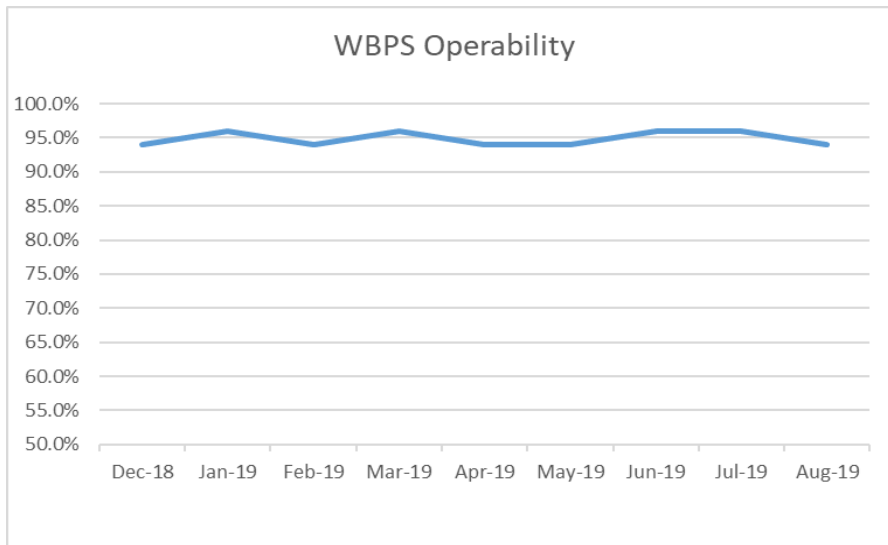


Distribution (August 2019)

### Monthly Distribution Summary - August 2019

#### Water Booster Pump Stations

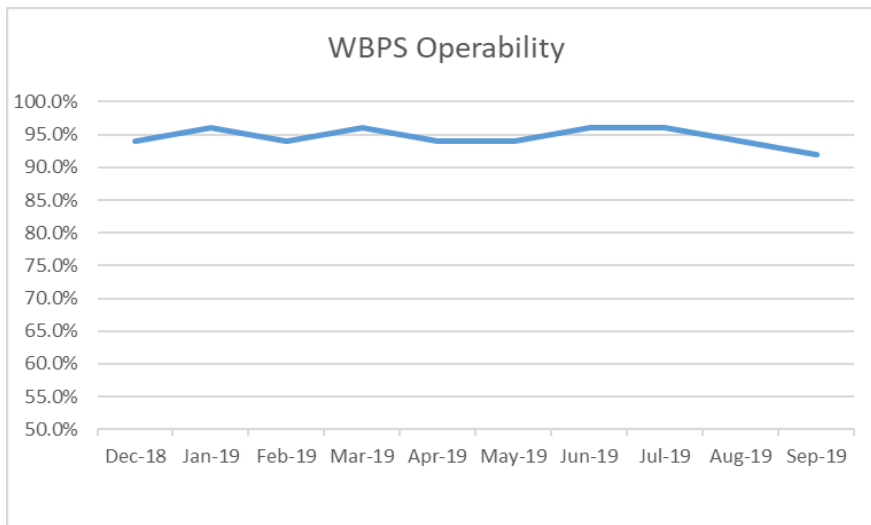
	District	No. of Stations	Total Pumps	Pumps Operating	% Operational
	Northern	11	20	18	90.0%
	Central	7	15	14	93.3%
	Southern	7	15	15	100.0%
		25	50	47	94.0%



Distribution (September 2019)

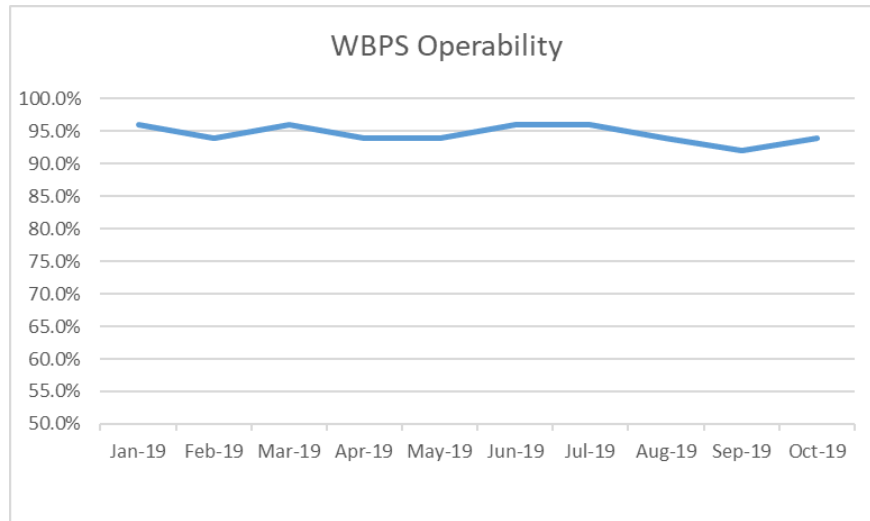
**Monthly Distribution Summary - September 2019****Water Booster Pump Stations**

	District	No. of Stations	Total Pumps	Pumps Operating	% Operational
	Northern	11	20	18	90.0%
	Central	7	15	14	93.3%
	Southern	7	15	14	93.3%
		25	50	46	92.0%

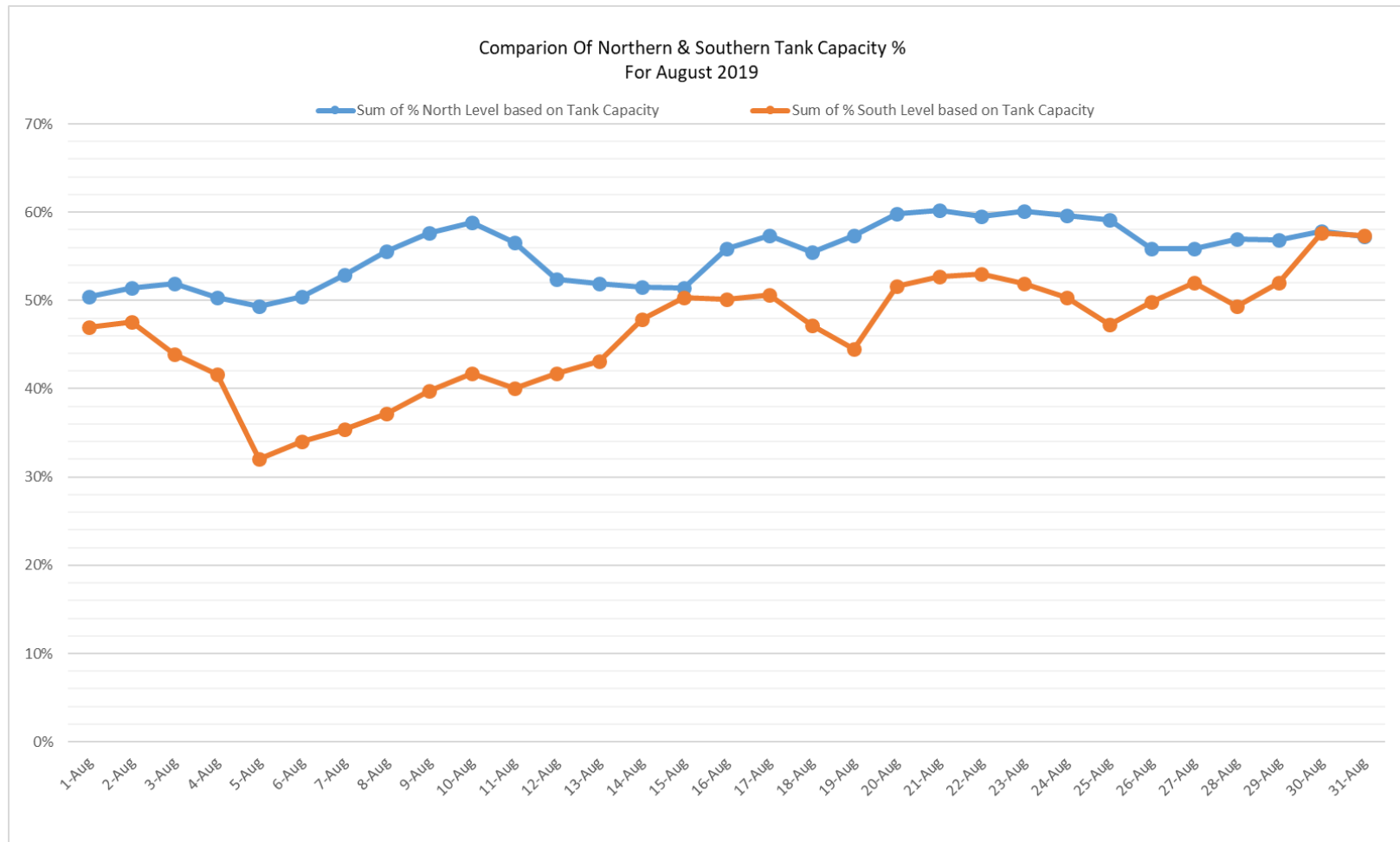


## Distribution (October 2019)

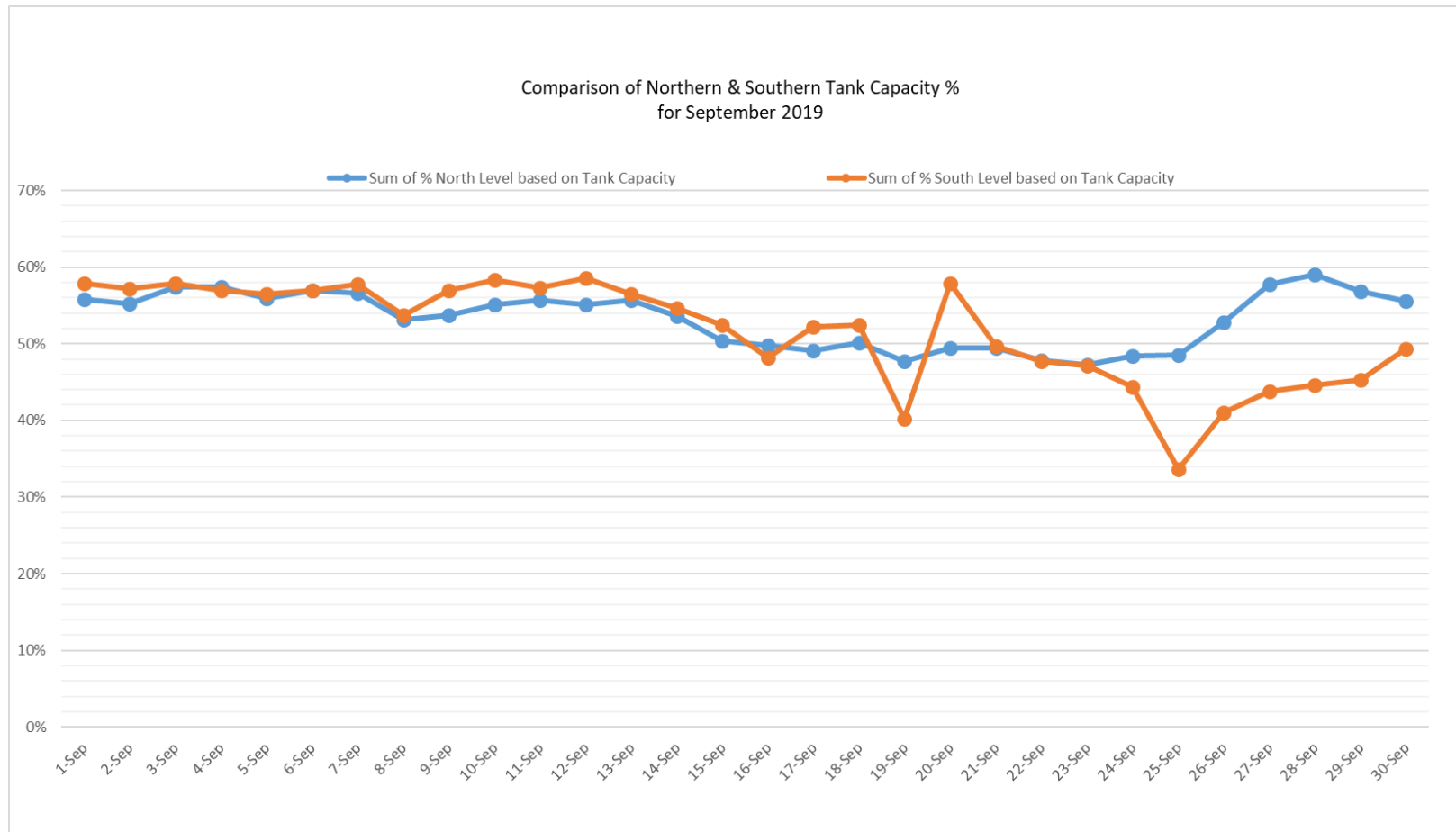
Monthly Distribution Summary - October 2019					
Water Booster Pump Stations					
	District	No. of Stations	Total Pumps	Pumps Operating	% Operational
	Northern	11	20	18	90.0%
	Central	7	15	15	100.0%
	Southern	7	15	14	93.3%
		25	50	47	94.0%



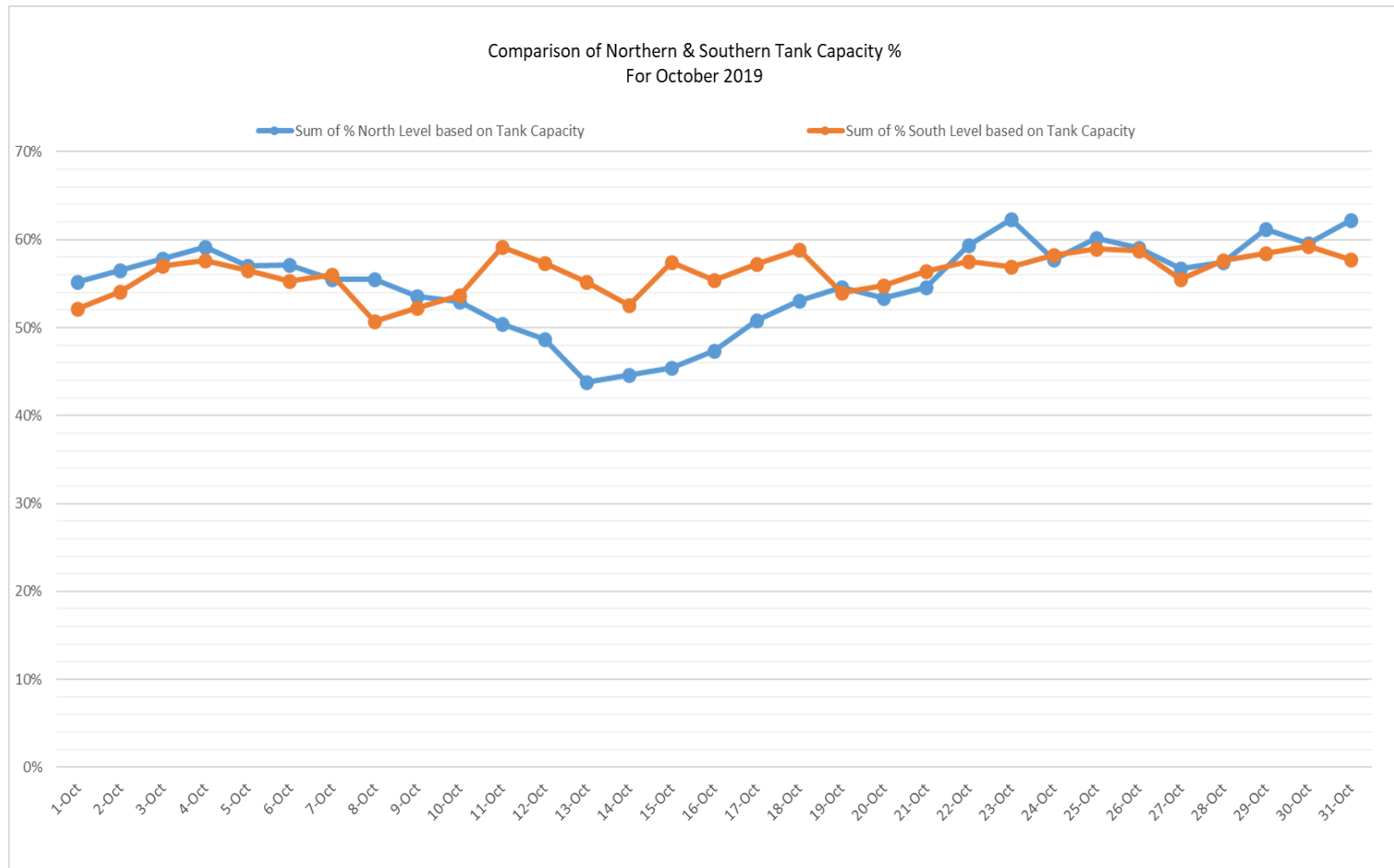
## Distribution – Tank Levels (August 2019)



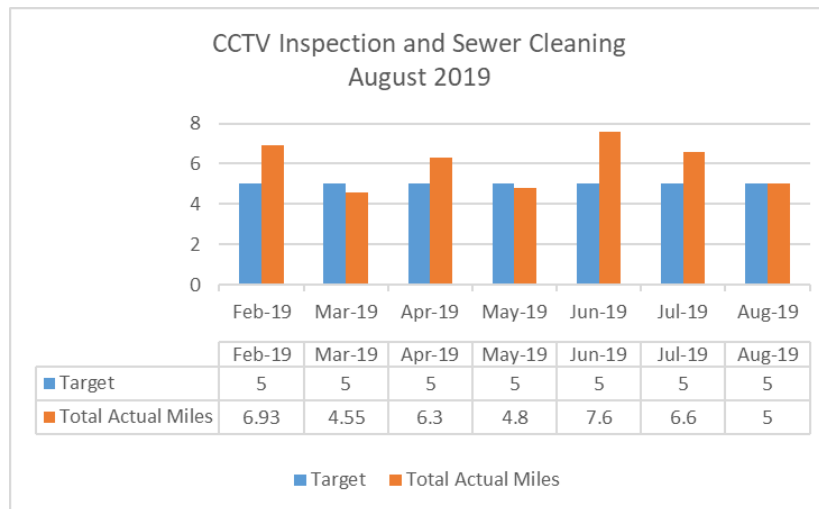
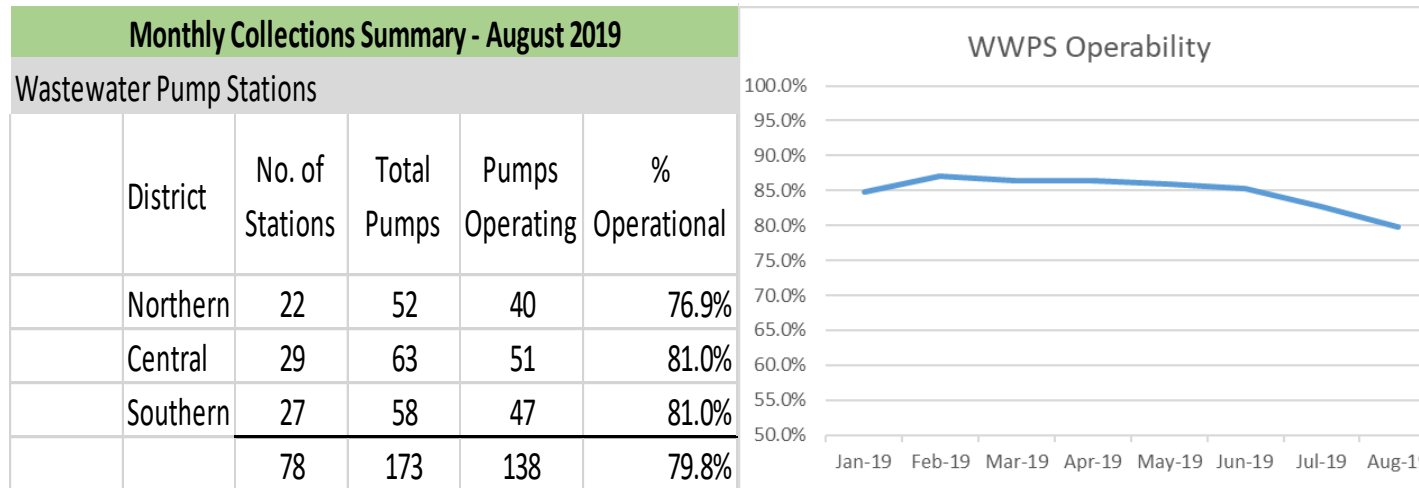
## Distribution – Tank Levels (September 2019)



## Distribution – Tank Levels (October 2019)

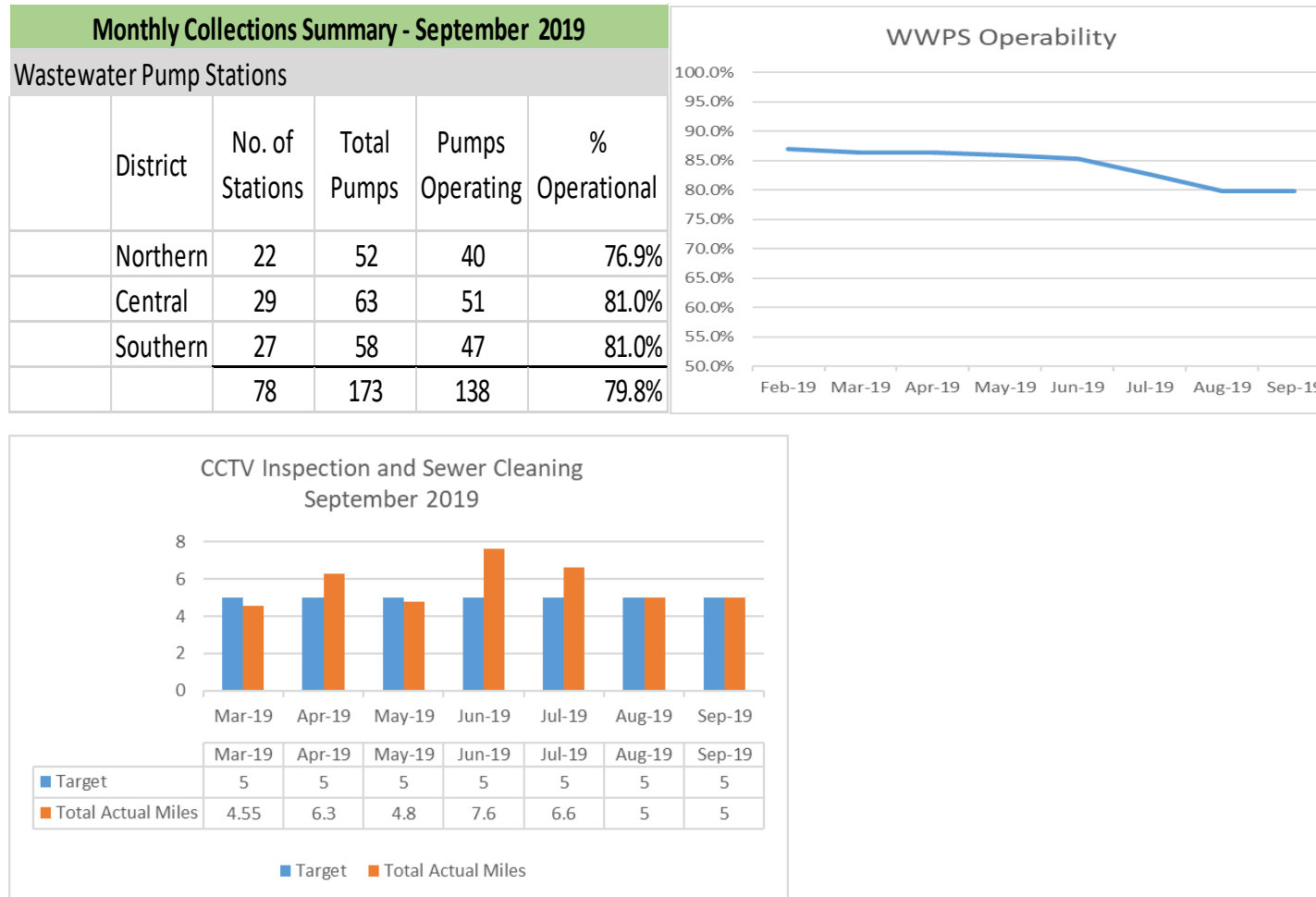


## Wastewater Collections (August 2019)

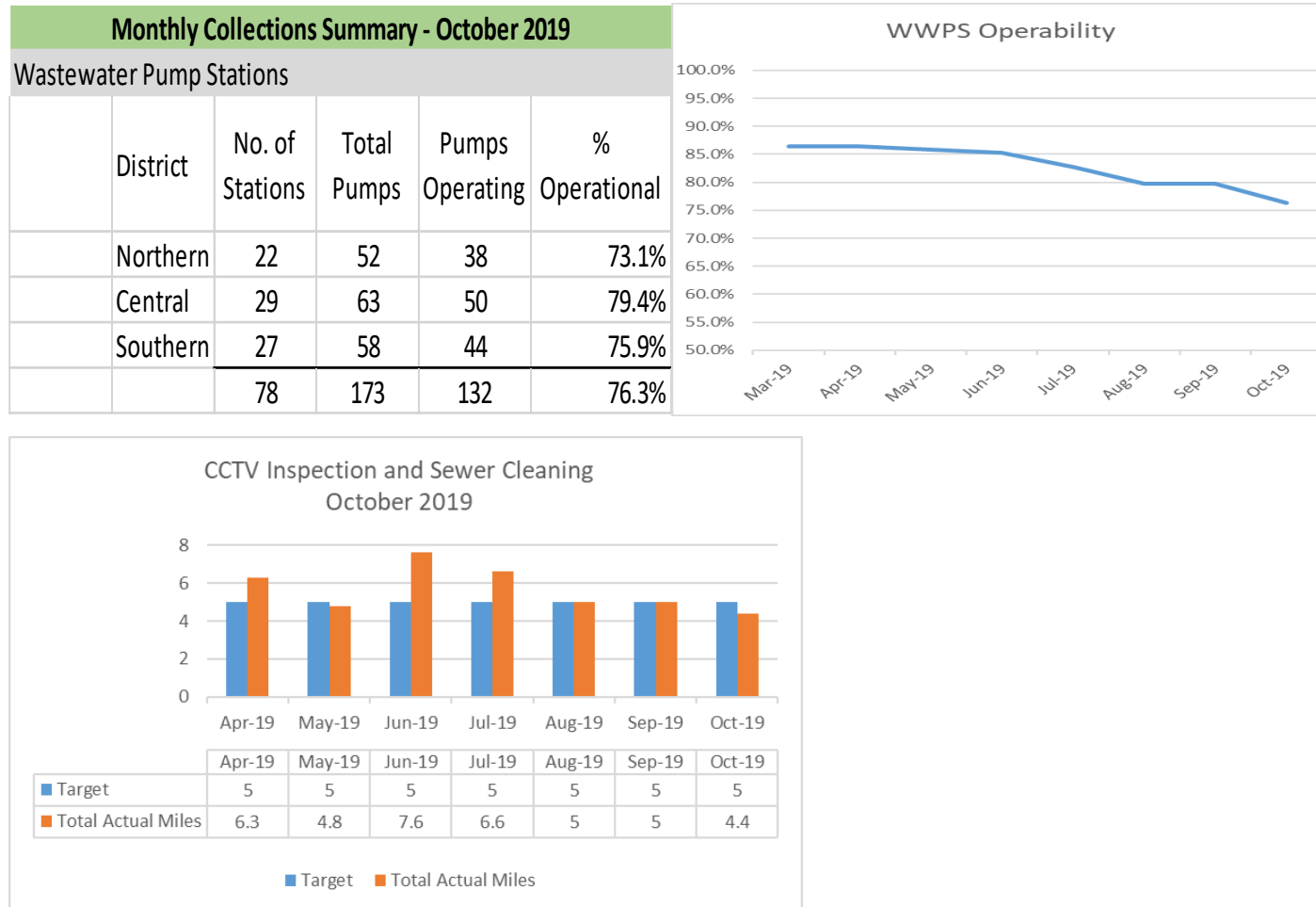




## Wastewater Collections (September 2019)



## Wastewater Collections (October 2019)



### Wastewater Collections—Cleaning/Jetting (August 2019)

## Harmon Industrial Park



Jonestown, Tamuning



Wastewater Collections –Cleaning/Jetting (September 2019)

Ypao Road, Tamuning



Tamuning





## Wastewater Collections –Cleaning/Jetting (September 2019)

Jonestown, Tamuning



## Wastewater Collections –Cleaning/Jetting (October 2019)

### Agana Heights / Sinajana



### Mongmong-Toto-Maite

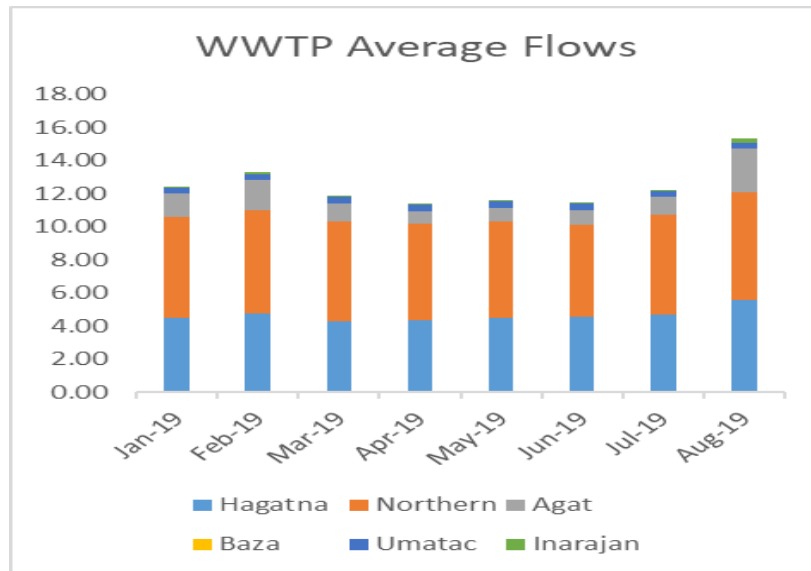


## Wastewater Treatment (August 2019)

**Monthly Wastewater Treatment Summary - August 2019**

## WW Treatment Plants - Flows

	Facility	Avg. Daily Flows	Sludge (lbs)	Sludge Disp. (\$)
	Hagatna	5.57	577,680	\$ 51,991
	Northern	6.53	756,240	\$ 68,061
	Agat	2.61		
	Baza	0		
	Umatac	0.39		
	Inarajan	0.22		
		15.32	1,333,920	\$ 120,052

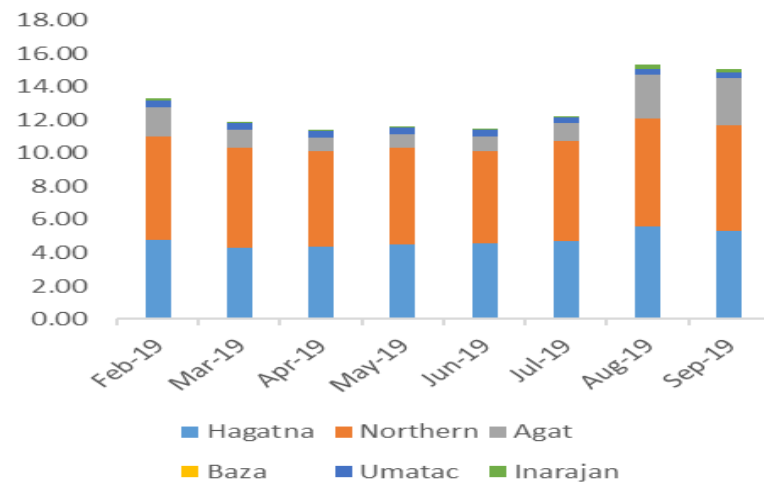


## Wastewater Treatment (September 2019)

**Monthly Wastewater Treatment Summary - September 2019**

## WW Treatment Plants - Flows

	Facility	Avg. Daily Flows	Sludge (lbs)	Sludge Disp. (\$)
	Hagatna	5.30	336,200	\$ 30,258
	Northern	6.41	606,740	\$ 54,606
	Agat	2.8		
	Baza	0		
	Umatac	0.39		
	Inarajan	0.15		
		15.05	942,940	\$ 84,864

**WWTP Average Flows**

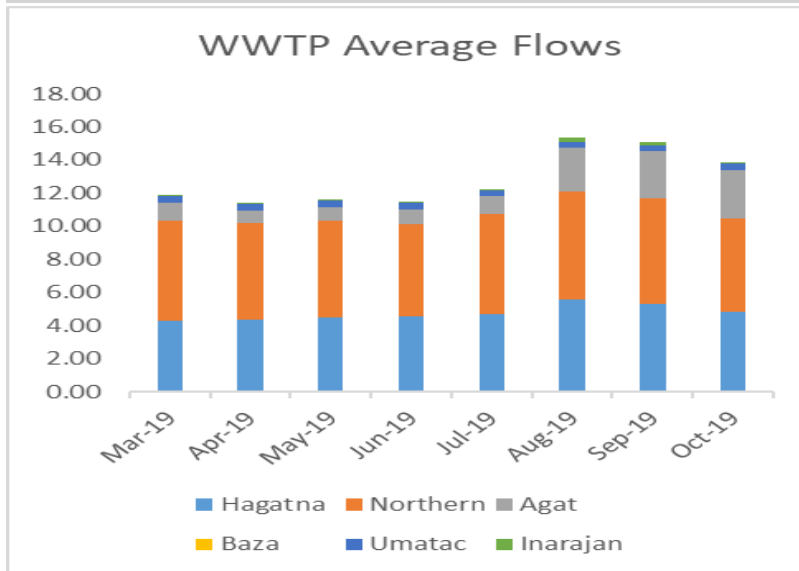


## Wastewater Treatment (October 2019)

**Monthly Wastewater Treatment Summary - October 2019**

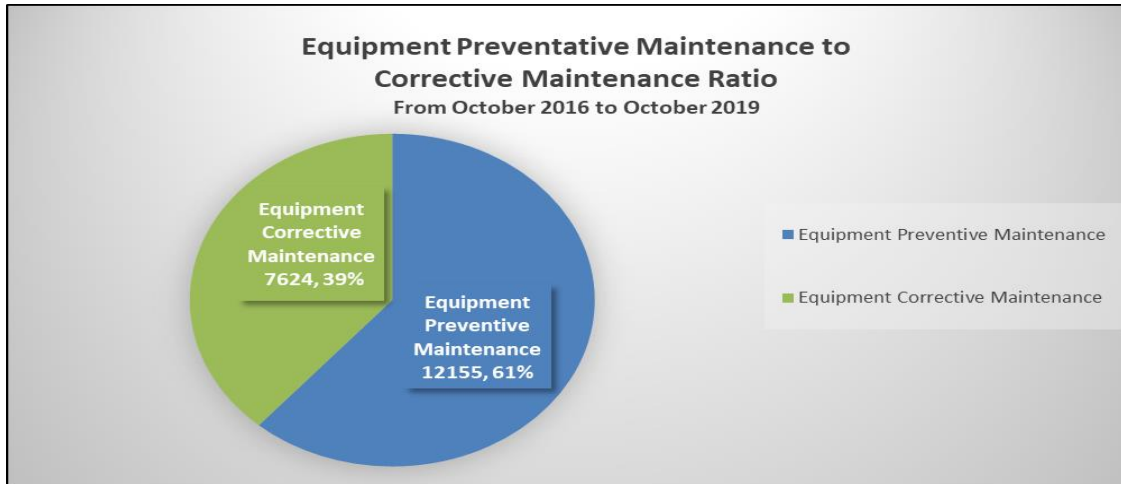
## WW Treatment Plants - Flows

	Facility	Avg. Daily Flows	Sludge (lbs)	Sludge Disp. (\$)
	Hagatna	4.83	532,200	\$ 47,898
	Northern	5.62	697,260	\$ 62,753
	Agat	2.93		
	Baza	0		
	Umatac	0.39		
	Inarajan	0.12		
		13.89	1,229,460	\$ 110,651

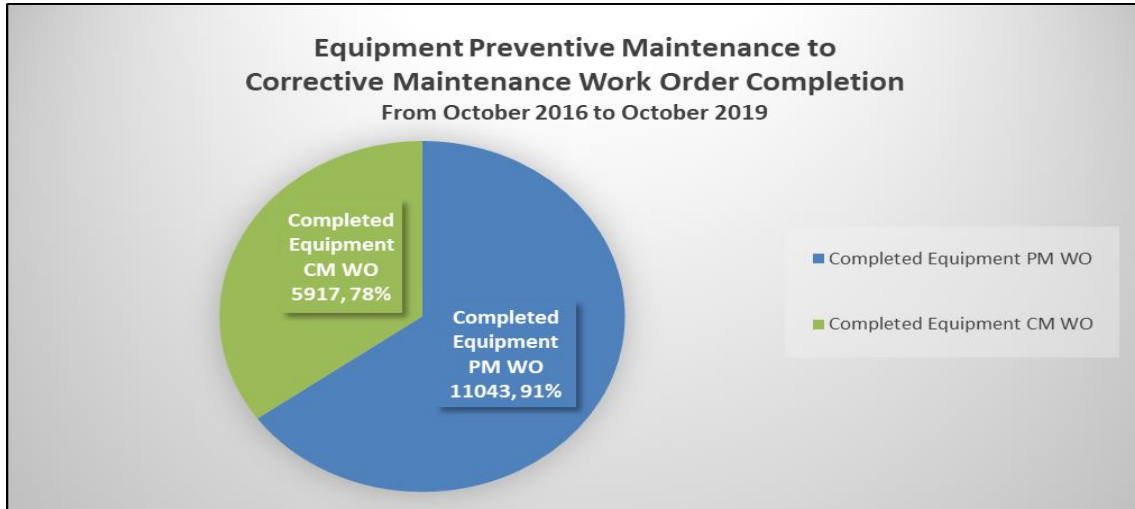


## Asset Management (October 2019)

### I. Equipment Preventive Maintenance to Corrective Maintenance *Ratio*

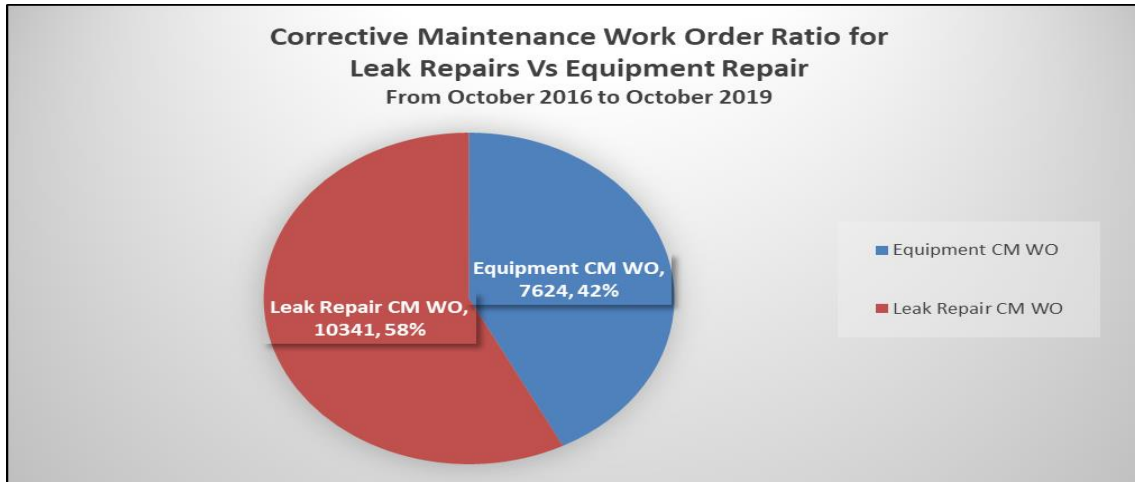


### II. Equipment Preventive Maintenance to Corrective Maintenance *Work Order Completion*

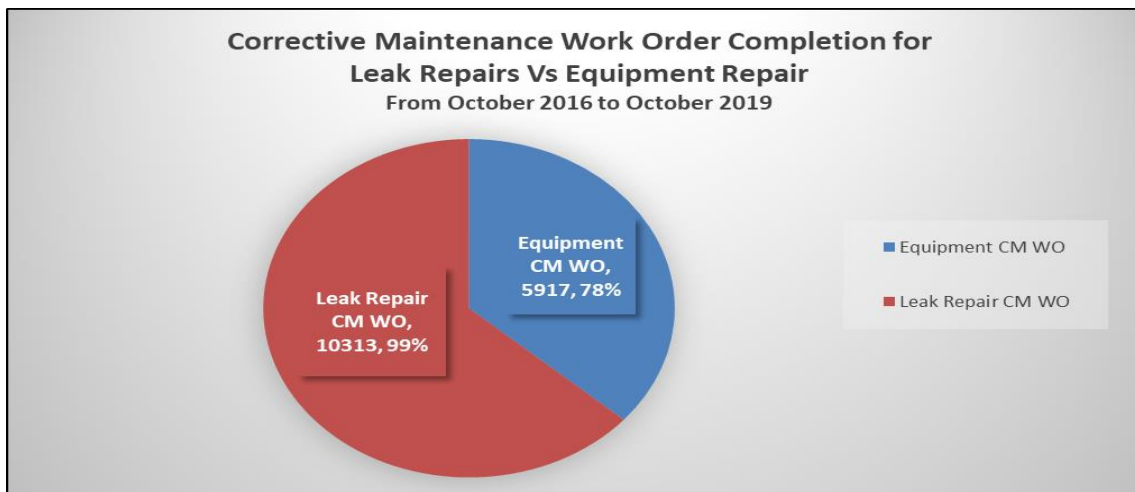


Asset Management (October 2019)

III. Corrective Maintenance Work Order **Ratio** for Leak Repairs vs. Equipment Repair

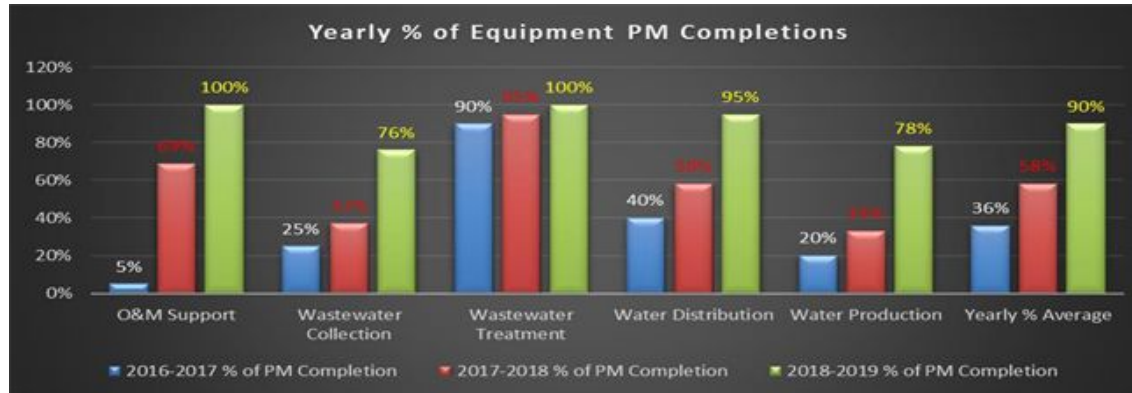


IV. Corrective Maintenance Work Order **Completion** for Leak Repairs vs. Equipment Repair

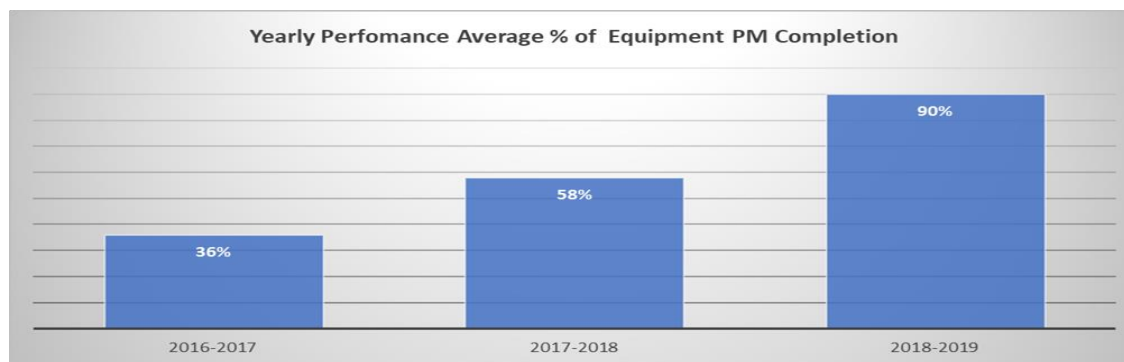


## Asset Management (October 2019)

## V. Yearly Summary % of Equipment PM Completion by Division



Division	2016-2017 % of PM Completion	2017-2018 % of PM Completion	2018-2019 % of PM Completion
O&M Support	5%	69%	100%
Wastewater Collection	25%	37%	76%
Wastewater Treatment	90%	95%	100%
Water Distribution	40%	58%	95%
Water Production	20%	33%	78%
Yearly % Average	36%	58%	90%



## Operational Issues

### Production & Distribution

- Handled storm preparation in early October well; reservoir levels were topped off without major issues using standby wells.
- Lost several wells during the storm; some distribution adjustments made to maintain reservoir levels because of Y-9 and F-11 wells going down
- Problems with line breaks on older ACP lines in
  - Toto-Canada
  - Casimiru (multi-day outage)

### Wastewater Collection & Treatment

- Pump stations
  - Route 1 pump stations and bypasses continue to be an on-going challenge
  - Still waiting on pump and motor inventory
- Collection System:
  - Route 2 project nearing completion
  - Route 1 and Route 4 projects still in progress; traffic impacts are on-going
  - Route 3 and Route 9 interceptor work is about 41% complete
  - SSO in Mangilao (wetland area behind softball field) related to FOG buildup
    - GWA secured GEPA approval for maintenance of line in wetland in September
    - Cleaning and maintenance of line was scheduled, but spill occurred before we could get it done
    - Mitigation efforts coordinated with GEPA and Army Corps to get equipment access
- Hagatna WWTP
  - Clarifier #1 underwent repairs in October
  - Clarifier #3 change drive repairs in November
- Umatac-Merizo
  - Processes are on-line
  - Substantially complete
  - Ribbon cutting being scheduled for January

## Meters from January 2017 through October 2019

COMPLETED FIELD ACTIVITY JAN 2017 THRU OCT 2019 (POSTED IN CIS)	2017	2018	Jan-19	Feb-19	Mar-19	Apr-19	May-19	Jun-19	Jul-19	Aug-19	Sep-19	Oct-19	TOTAL:	COMPLETED FIELD ACTIVITIES (IN PROCESS) TO BE POSTED IN CIS
GWA - Meter Exchange	6487	13353	158	140	444	1583	1212	922	862	455	1516	682	27814	217

# OF METERS TESTED AS PER METER TEST FACILITY REPORTS:	6079	12259	937	730	518	1231	1135	621	643	470	731	1158	26512
# OF FIELD CREW PERFORMING CHANGE OUTS (MON THRU FRI):	19.4	16.1	1	1	10	8	7	7	7	7	9	7	
# OF ADMIN STAFF TO CREATE AND POST FIELD ACTIVITIES IN CIS:	10	6.3	0	0	4	9	6	6	7	6	6	6	
<b>TOTAL:</b>	<b>29</b>	<b>22</b>	<b>1</b>	<b>1</b>	<b>14</b>	<b>17</b>	<b>13</b>	<b>13</b>	<b>14</b>	<b>13</b>	<b>15</b>	<b>13</b>	

REMAINING ACTIVE BADGER LP MODELS TO BE REPLACED AS OF Oct 31, 2019:

5408

3/4" BADGER METERS IN STOCK AS OF OCT 31 2019:

Size	Meter Description	New Meters Passed	New Meters Untested	Passed Field Meters	MMP	Meters Available
3/4"	METER, Badger AMR 5/8" X 3/4" RCDL Model M25 Disc Meter	981	912	13	0	1906
3/4"	METER, Badger AMR 5/8" x 3/4" **WARRANTY** RCDL Model M25	0	0	0	0	0
3/4"	METER, Badger 5/8"x3/4" NSF61-G RCDL M25LL Disc Meter Integral	582	0	3	0	585
3/4"	METER, Badger AMR 5/8" x 3/4" RCDL Model M25 ***RMI***	0	0	0	0	0
3/4"	METER, Badger E-SERIES 5/8"X3/4" ULTRASONIC	975	0	0	0	975

## Backbilling through August 31, 2019

## Guam Waterworks Authority

Collections Report<sup>1</sup> on Accounts Backbilled thru August 31, 2019

For fiscal years 2015, 2016, 2017 and 2019 (Aug 31)

Accounts Billed			Collection Status											
			Amounts Collected <sup>1</sup>			Amounts Adjusted			Total Uncollected (Active)			Total Uncollected (Inactive)		
FY Billed	No. of Accounts	Amount	No. of Accounts	Amount	%	No. of Accounts	Amount	%	No. of Accounts	Amount	%	No. of Accounts	Amount	%
FY2015														
FY2016	17	\$ 882	17	\$ 882	100%	0	\$ -		0	\$ -		0	\$ -	
FY2017	537	\$ 397,245	472	302,594	76%	14	20,967	5%	27	48,150	12%	24	25,533	6%
FY2018	1,374	\$ 742,109	1,212	560,397	76%	42	51,495	7%	74	92,405	12%	46	37,812	5%
FY2019	7,814	\$ 2,937,182	6,631	1,481,177	50%	65	54,272	2%	948	1,315,586	45%	170	86,147	3%
<b>Total</b>	<b>9,742</b>	<b>\$ 4,077,419</b>	<b>8,332</b>	<b>\$ 2,345,051</b>	<b>58%</b>	<b>121</b>	<b>\$ 126,734</b>	<b>3%</b>	<b>1,049</b>	<b>\$ 1,456,141</b>	<b>36%</b>	<b>240</b>	<b>\$ 149,493</b>	<b>4%</b>

<sup>1</sup> Collections thru September 16, 2019

## Backbilling through September 30, 2019

## Guam Waterworks Authority

Collections Report<sup>1</sup> on Accounts Backbilled thru September 30, 2019

For fiscal years 2015, 2016, 2017 and 2019 (Sep 30)

Accounts Billed			Collection Status											
			Amounts Collected <sup>1</sup>			Amounts Adjusted			Total Uncollected (Active)			Total Uncollected (Inactive)		
FY Billed	No. of Accounts	Amount	No. of Accounts	Amount	%	No. of Accounts	Amount	%	No. of Accounts	Amount	%	No. of Accounts	Amount	%
FY2015														
FY2016	17	\$ 882	17	\$ 882	100%	0	\$ -		0	\$ -		0	\$ -	
FY2017	537	\$ 397,245	472	302,640	76%	14	20,967	5%	24	47,746	12%	27	25,892	7%
FY2018	1,374	\$ 742,109	1,213	565,027	76%	44	58,154	8%	69	79,666	11%	48	39,262	5%
FY2019	8,327	\$ 3,064,384	7,064	1,556,268	51%	86	80,843	3%	1,013	1,336,648	44%	164	90,624	3%
<b>Total</b>	<b>10,255</b>	<b>\$ 4,204,621</b>	<b>8,766</b>	<b>\$ 2,424,817</b>	<b>58%</b>	<b>144</b>	<b>\$ 159,965</b>	<b>4%</b>	<b>1,106</b>	<b>\$ 1,464,060</b>	<b>35%</b>	<b>239</b>	<b>\$ 155,778</b>	<b>4%</b>

<sup>1</sup> Collections thru October 25, 2019



## Backbilling through October 31, 2019

## Guam Waterworks Authority

Collections Report<sup>1</sup> on Accounts Backbilled thru October 31, 2019

For fiscal years 2015 through 2020 (Oct)

Accounts Billed			Collection Status											
			Amounts Collected <sup>1</sup>			Amounts Adjusted			Total Uncollected (Active)			Total Uncollected (Inactive)		
FY Billed	No. of Accounts	Amount	No. of Accounts	Amount	%	No. of Accounts	Amount	%	No. of Accounts	Amount	%	No. of Accounts	Amount	%
FY2015														
FY2016	17	\$ 882	17	\$ 882	100%	0	\$ -		0	\$ -		0	\$ -	
FY2017	537	\$ 397,245	472	322,558	81%	14	20,967	5%	24	29,833	8%	27	23,887	6%
FY2018	1,374	\$ 742,109	1,218	574,467	77%	44	58,154	8%	65	70,172	9%	47	39,315	5%
FY2019	8,327	\$ 3,064,384	7,448	1,704,218	56%	100	90,200	3%	614	1,188,420	39%	165	81,547	3%
FY2020	57	\$ 8,259	18	1,720	21%	0	-	0%	39	6,539	79%	0	-	0%
<b>Total</b>	<b>10,312</b>	<b>\$ 4,212,879</b>	<b>9,173</b>	<b>\$ 2,603,845</b>	<b>62%</b>	<b>158</b>	<b>\$ 169,321</b>	<b>4%</b>	<b>742</b>	<b>\$ 1,294,964</b>	<b>31%</b>	<b>239</b>	<b>\$ 144,750</b>	<b>3%</b>

<sup>1</sup> Collections thru November 18, 2019

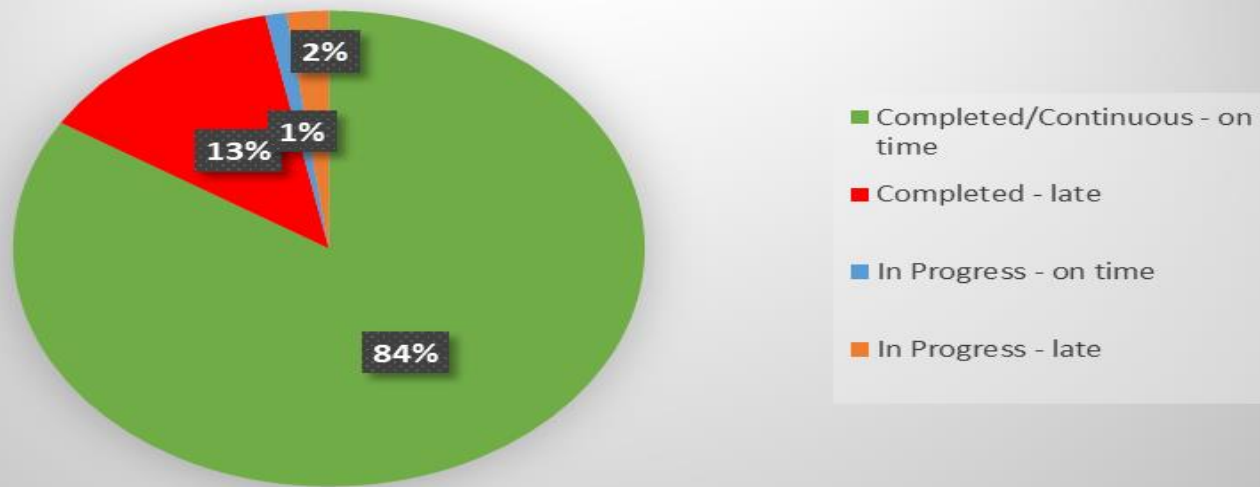
### One Guam Update

- Santa Rosa Tank
  - No update on AAFB response to request for data substantiating operational improvements.
  
- OEA Projects
  - Working to coordinate remaining Rt 3 / RT 9 Interceptor work
  - Two new monitoring wells sites are being affected by MILCON projects; may have to slightly adjust sites – Navy assisting
  
- Property Transfers:
  - BPM-1 Monitoring Well: Property was transferred twice; waiting on Navy determination on course of action
  - Cabras waterline: pending completion of Navy CIP replacement
  - Murray Road Sewer Infrastructure: with installation for approval prior to D.C. approval
  - ACEORP water tunnel: Inspections are scheduled for this month
  
- PUC Rate Case Intervention
  - Navy willing to stipulate
  - Wants COS study

## Court Order

	Items	On-time Items Completed/Continuous	Items Delayed	Completed Late	Items on Schedule	Performance %
Court order total	93	78	2	12	1	97.8%

## Court Order Items



## Court Order

### Status Information (for August 2019 and September 2019)

- 2 items delayed
  - Water Reservoir Repair. Replacement or Relocation program, CO II C 29(b)(6)(i) – (10 additional tanks by 7<sup>th</sup> CO anniversary). (Affects final date of the Court Order.)
  - Umatac-Merizo Wastewater Treatment Plant – **Being Commissioned (*formal upgrade startup*) this month (October)**
- Final Date to complete all Court Order items may be delayed past December 31, 2020. [CO 29(b) has been expanded by 31% beyond the original Court Order Requirements **(General Counsel is reviewing filing requirements and content).**]
- Overflow or Bypass events reported to USEPA:
  - (Note: GWA has contracted security services that continue to prevent well-site break-ins.)
  - 08-26-2019 CD-18 Barrigada PS, Barrigada; SSO
  - 08-26-2019 CD-25 Mamajanao PS, Tamuning; SSO.
  - 08-26-2019 CD-25 2<sup>nd</sup> Mamajanao PS, Tamuning; SSO
  - 08-26-2019 543 RT 1, Piti; SSO.
  - 08-26-2019 Serenu Avenue, Tamuning; SSO.
  - 08-26-2019 183 Rameriz St, Ordod; SB.
  - 09-02-2019 CD-20-Mongmong-SSO.
  - 09-05-2019 Mangilao baseball field SSO.
  - 08-04 to 09-05-Umatac Bypass Ends **(Note: this end-of-bypass coincides with the startup of the upgrade of Pump Station 19 which is expected to end this kind of bypass.)**

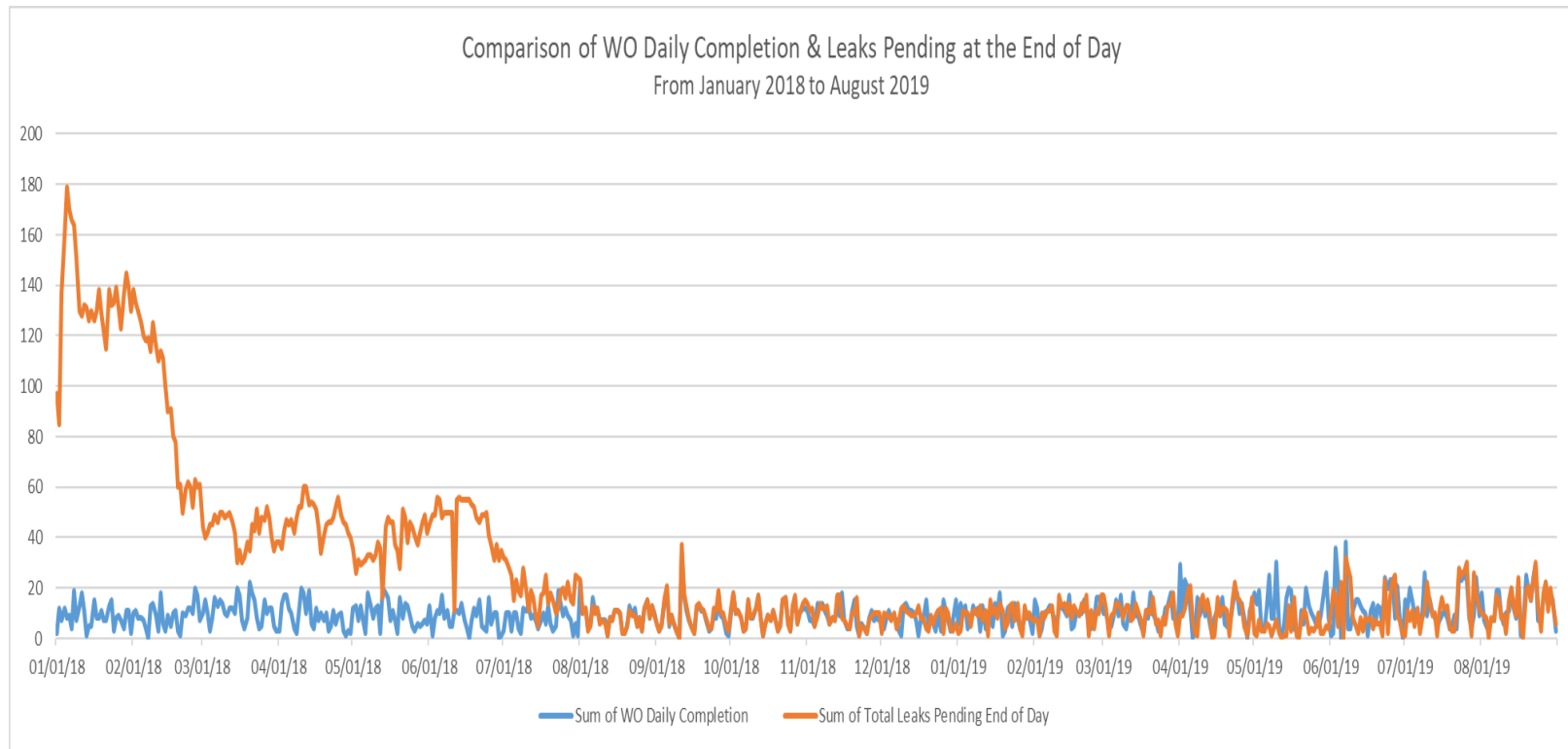
### Status Information (for October 2019)

- 2 items delayed
  - Water Reservoir Repair. Replacement or Relocation program, CO II C 29(b)(6)(i) – (10 additional tanks by 7<sup>th</sup> CO anniversary). (Affects final date of the Court Order.)
  - Umatac-Merizo Wastewater Treatment Plant –**Formal Commissioning (*formal upgrade startup*) is under way.**
- Final Date to complete all Court Order items may be delayed past December 31, 2020. [CO 29(b) has been expanded by 31% beyond the original Court Order Requirements **(General Counsel is reviewing filing requirements and content).**]
- Overflow or Bypass events reported to USEPA:
  - 10-21-2019, Chalan Canton Tasi - PS-19 Merizo – Rain
  - 11-07-2019 MH behind Mangilao Mayor's office – FOG.

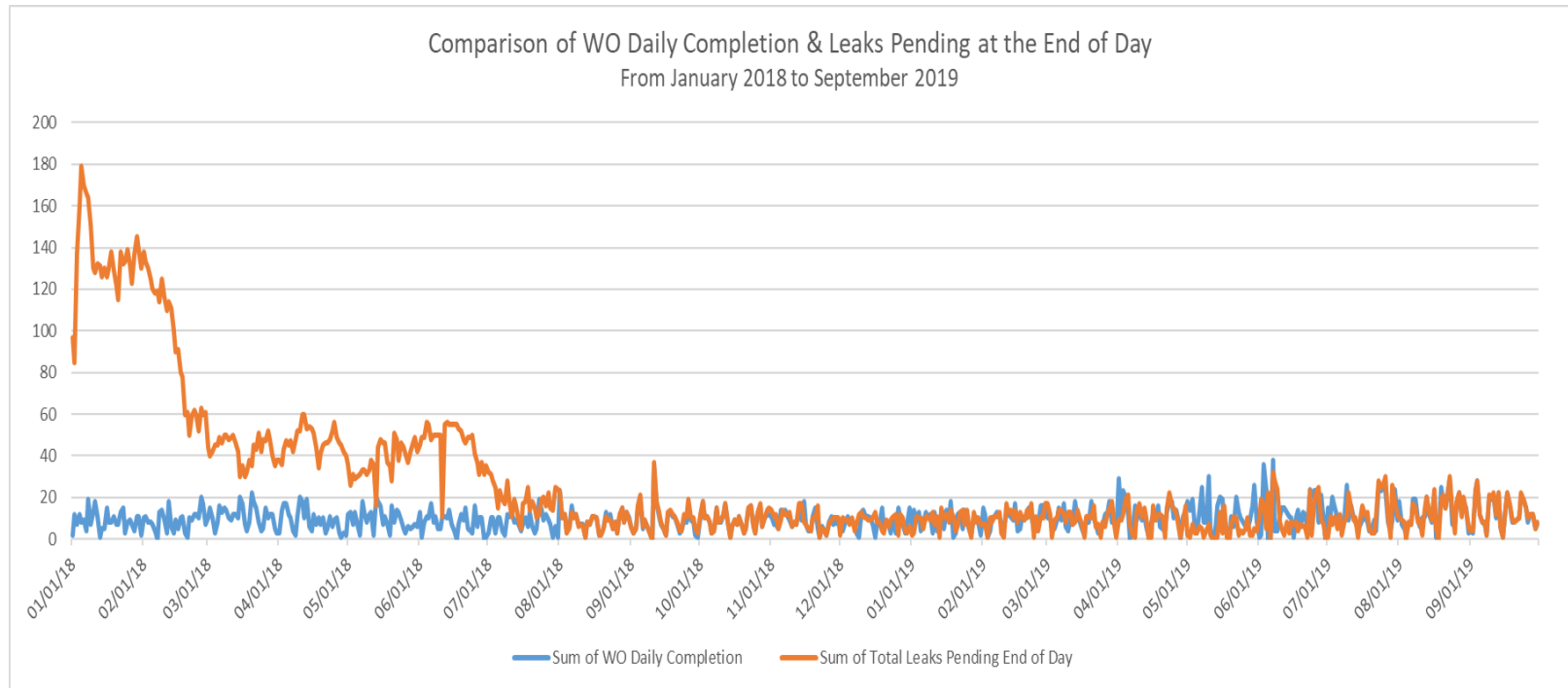
## Land Acquisition Summary (as of October 2019)

GWA Facility	Location	Gov. or Private Property	Land Acquisition Status
Tanks	Astumbo	Gov't. - CLTC	Petition of Land Registration package forwarded to Attorney General by DLM 11/04/19.
	Piti	Private	Pending comments from Federal and GovGuam agencies on Section 106 documents 11/07/19.
Deep Wells	AG-12	Dept. of Agriculture/Manhita Farms	Right of Entry Agreement sent to Dept of AG for signature 05/24/18. 2 <sup>nd</sup> follow up sent on 09/12/18. 3rd follow up sent on 04/10/19. Retracement Survey Property Map filed and recorded at DLM 7/10/19.
Booster Pump Station	Agfayan	Private	TGE working on structural design for pump station area for L28, B19, T3734, Inarajan 11/07/19.
Asan Springs	Asan	Federal	Pending comments from Federal and GovGuam agencies on Section 106 documents 11/07/19.

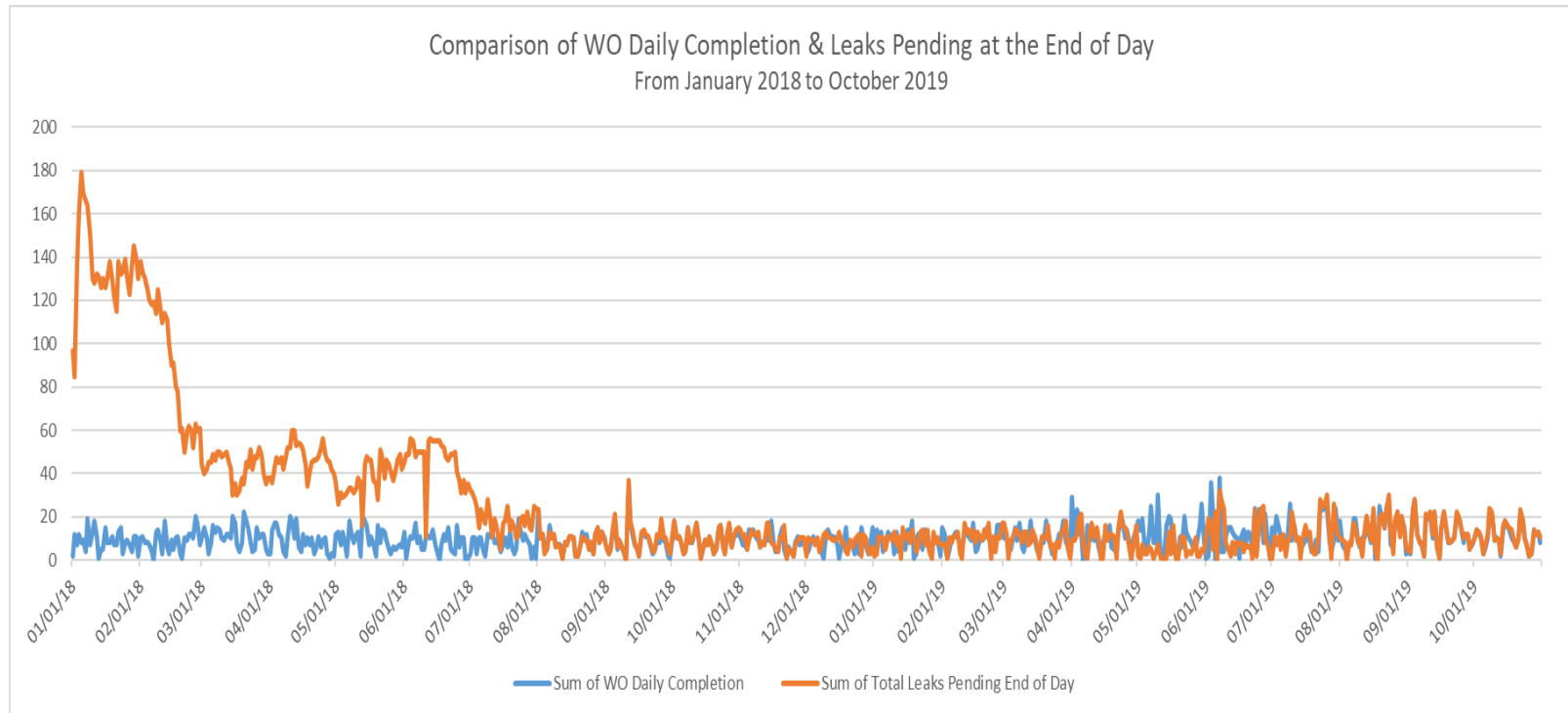
Leak Repair Summary (August 2019)



Leak Repair Summary (September 2019)

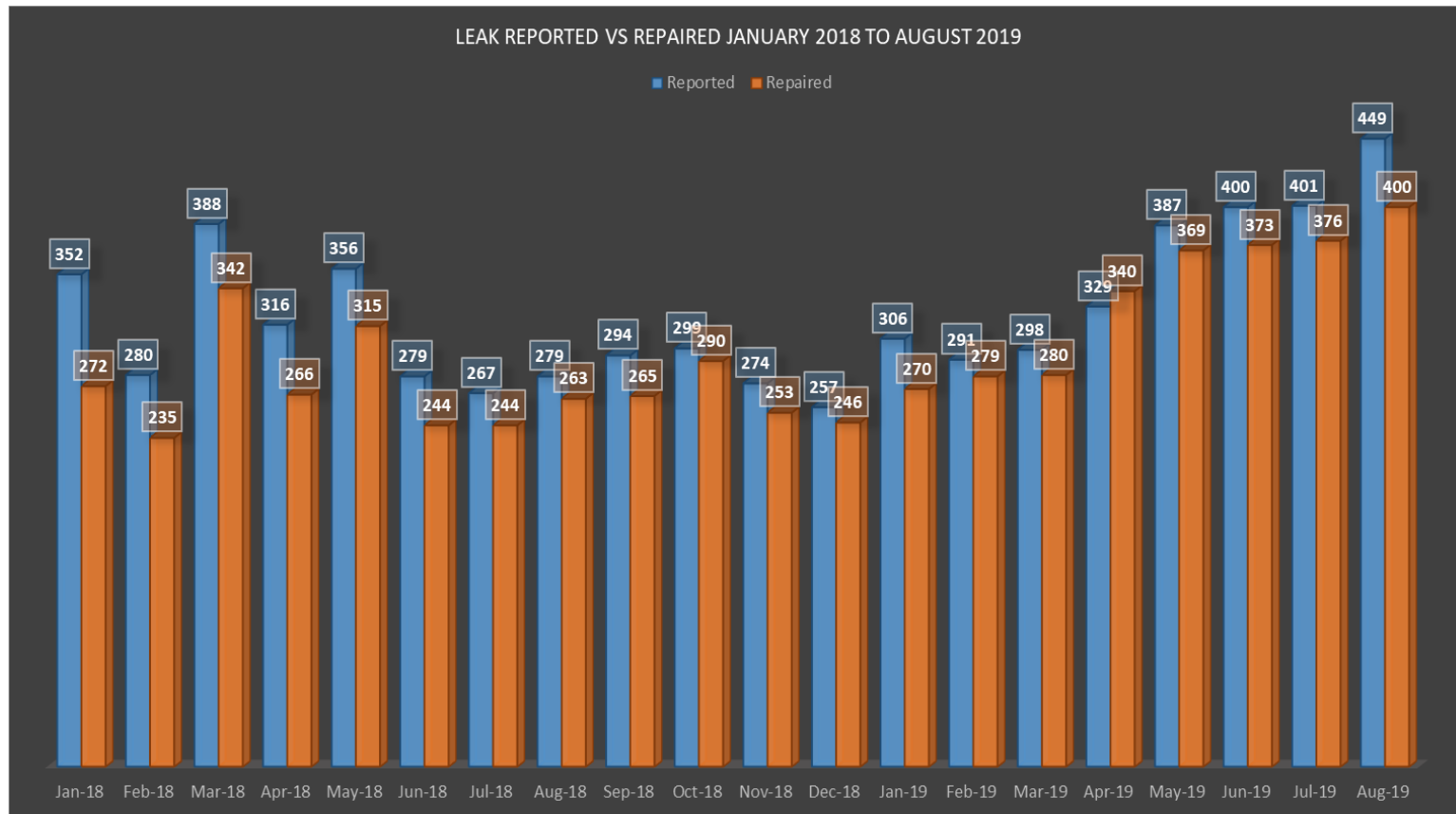


Leak Repair Summary (October 2019)

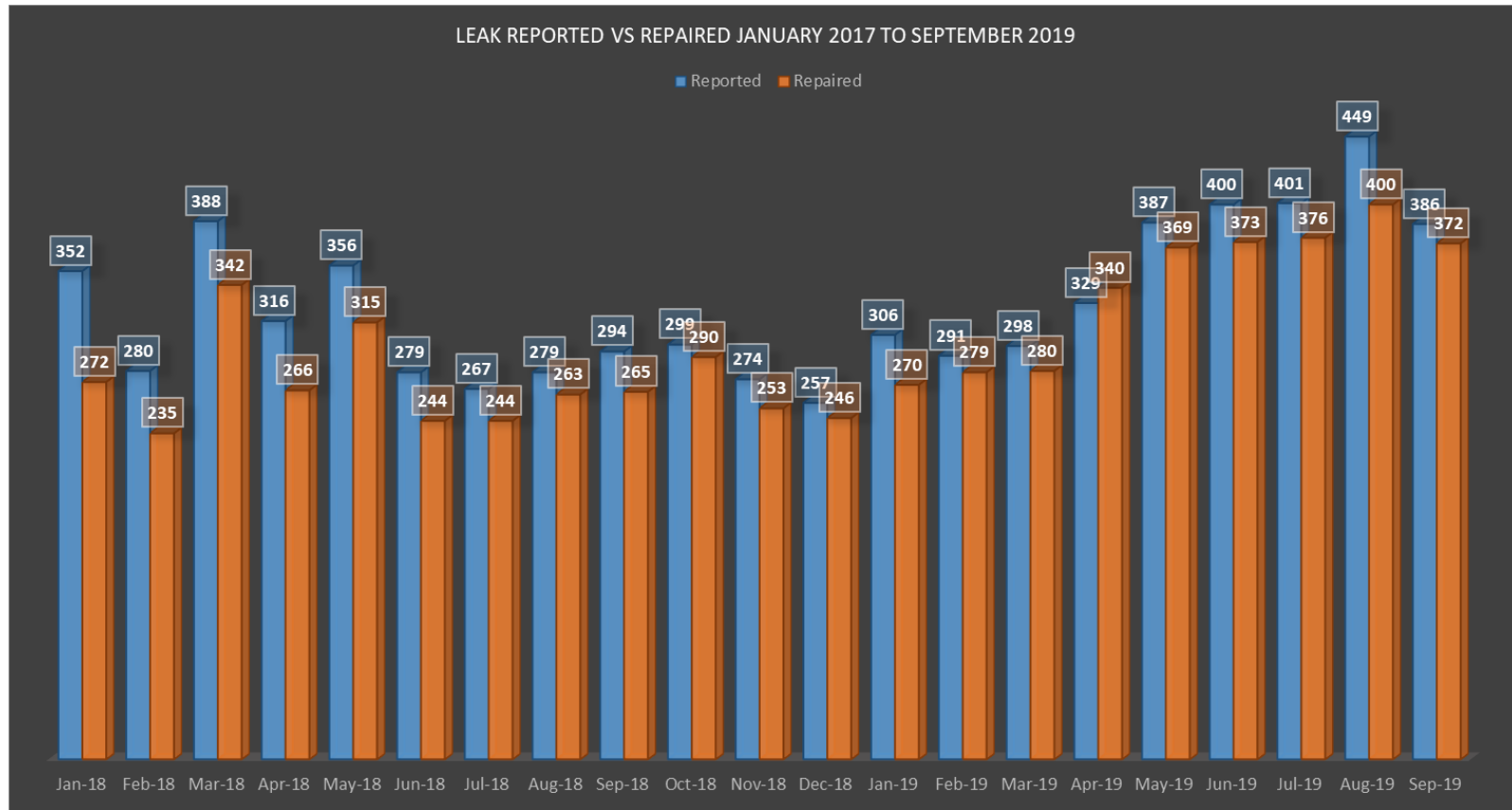




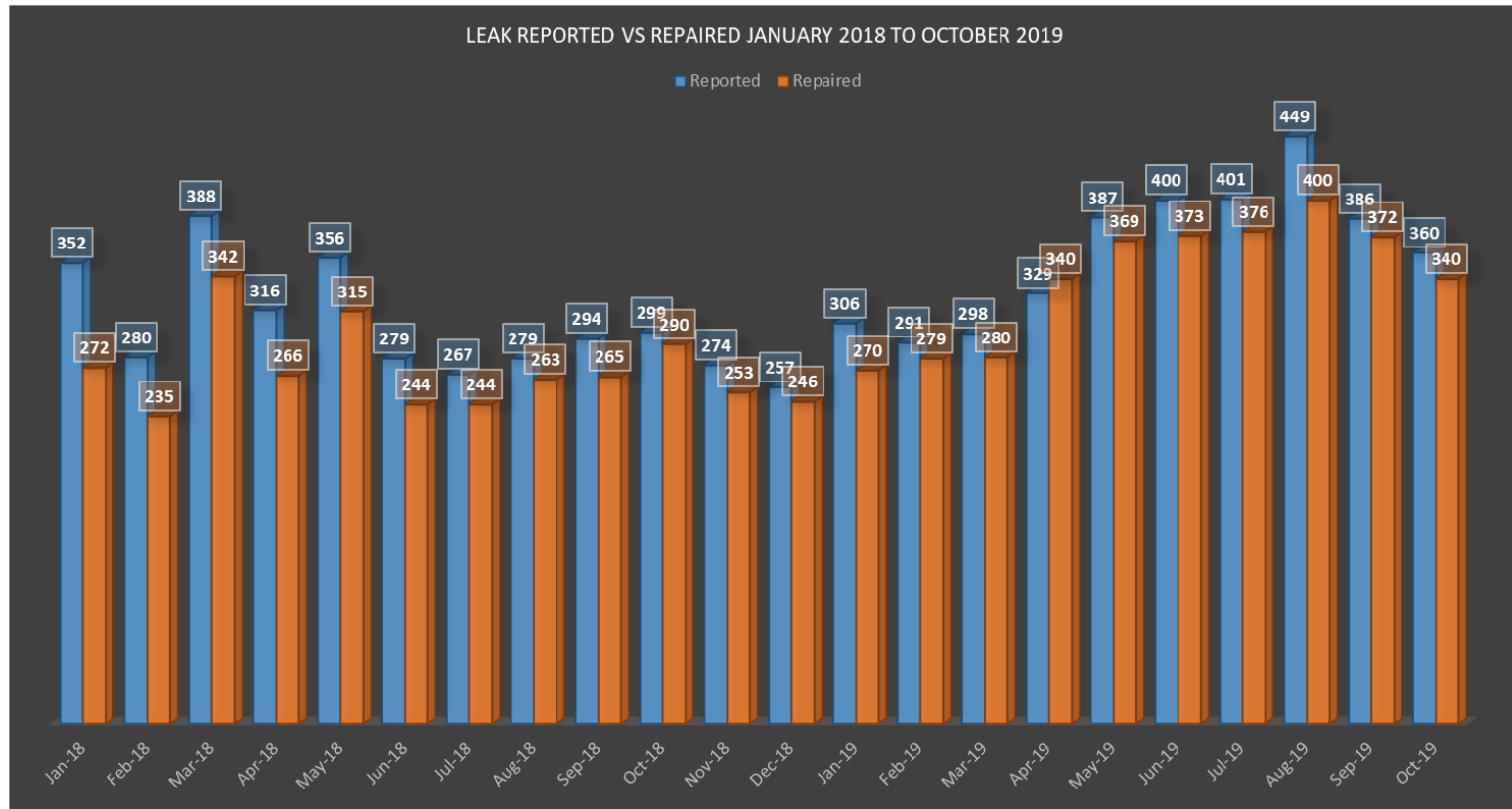
Comparison of Leaks Reported vs. Leaks Repaired (August 2019)



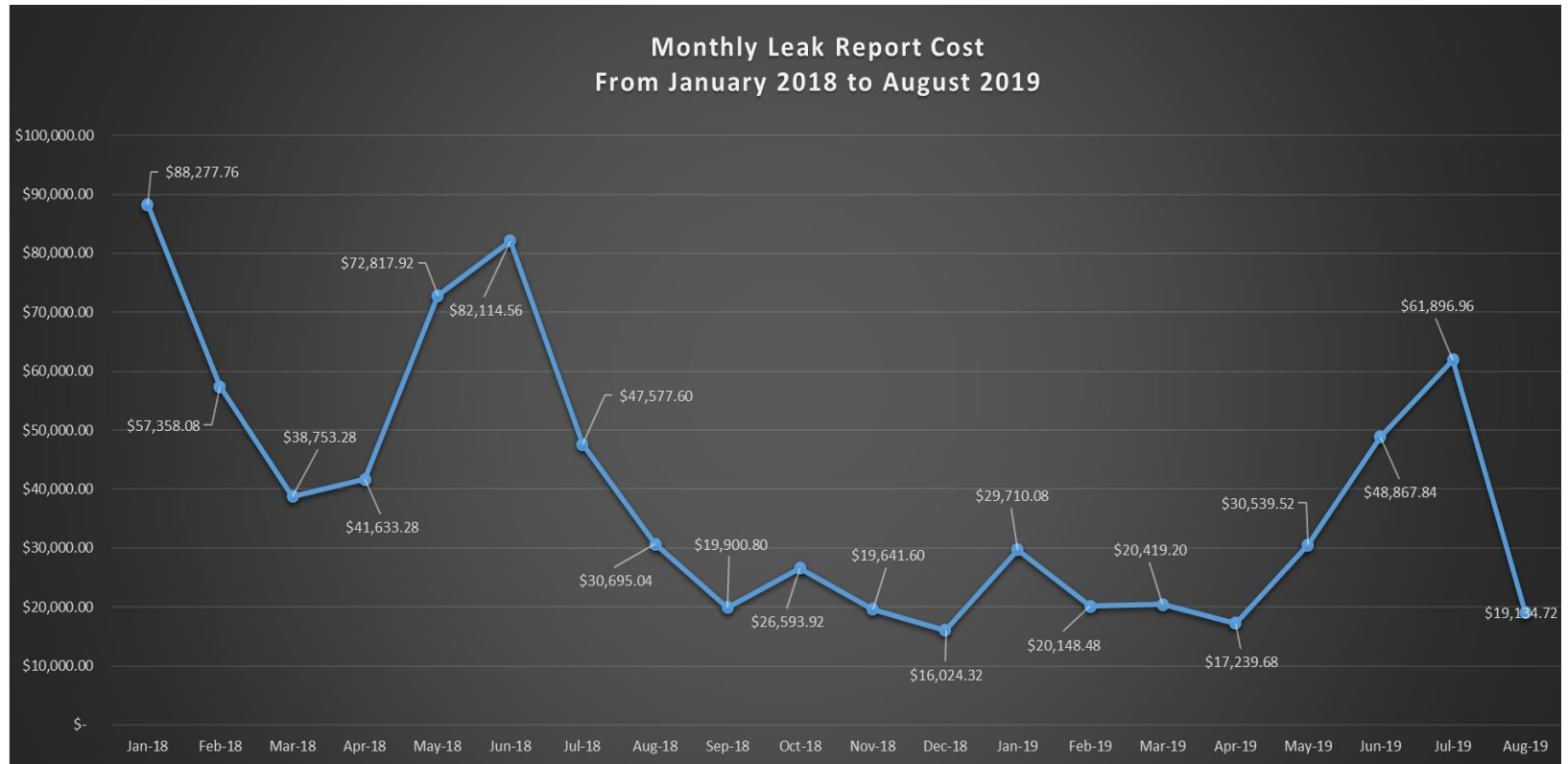
Comparison of Leaks Reported vs. Leaks Repaired (September 2019)



Comparison of Leaks Reported vs. Leaks Repaired (October 2019)



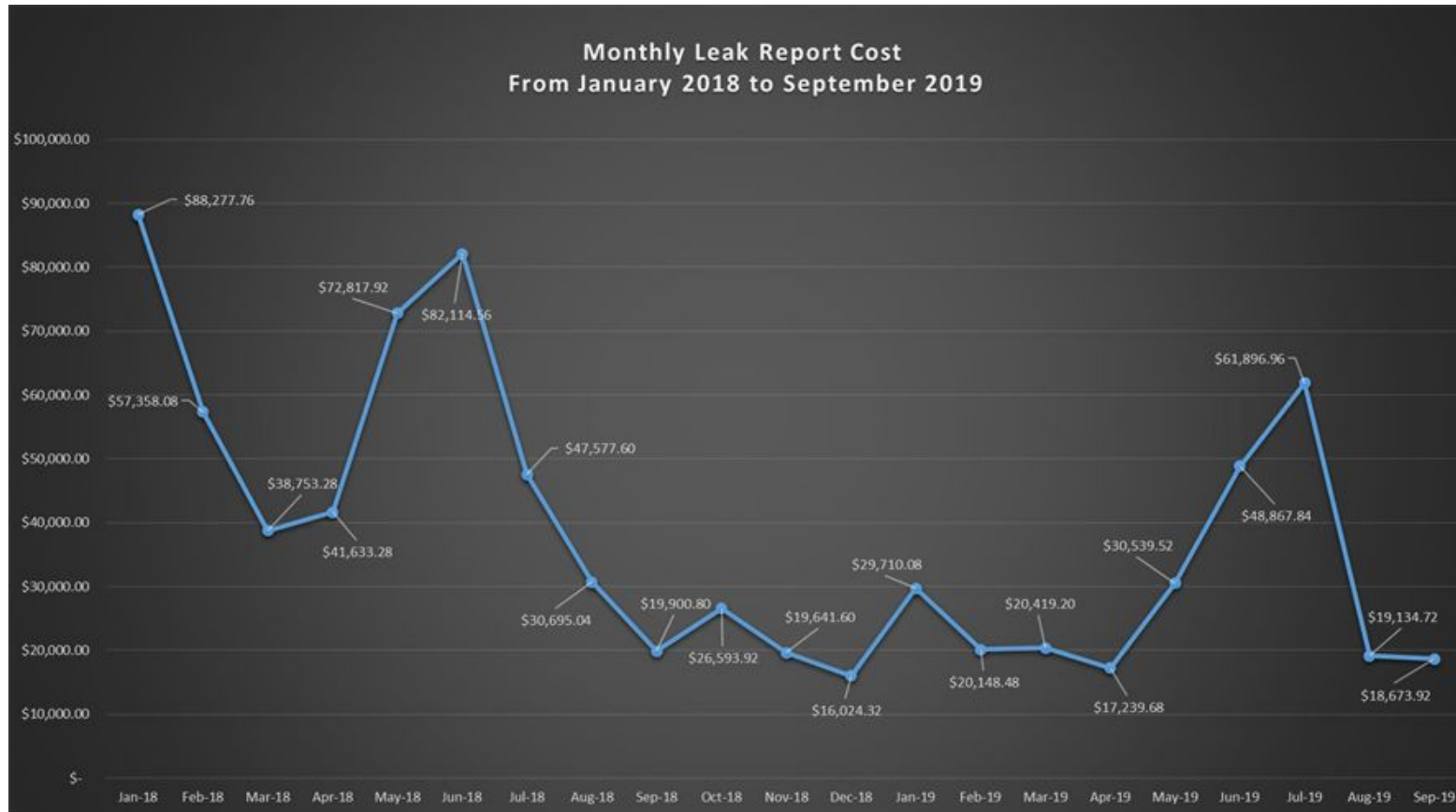
## Monthly Leak Report Cost (August 2019)



### Assumptions:

1. Leak rate = 4 gpm
2. Cost per kgal = \$4.00

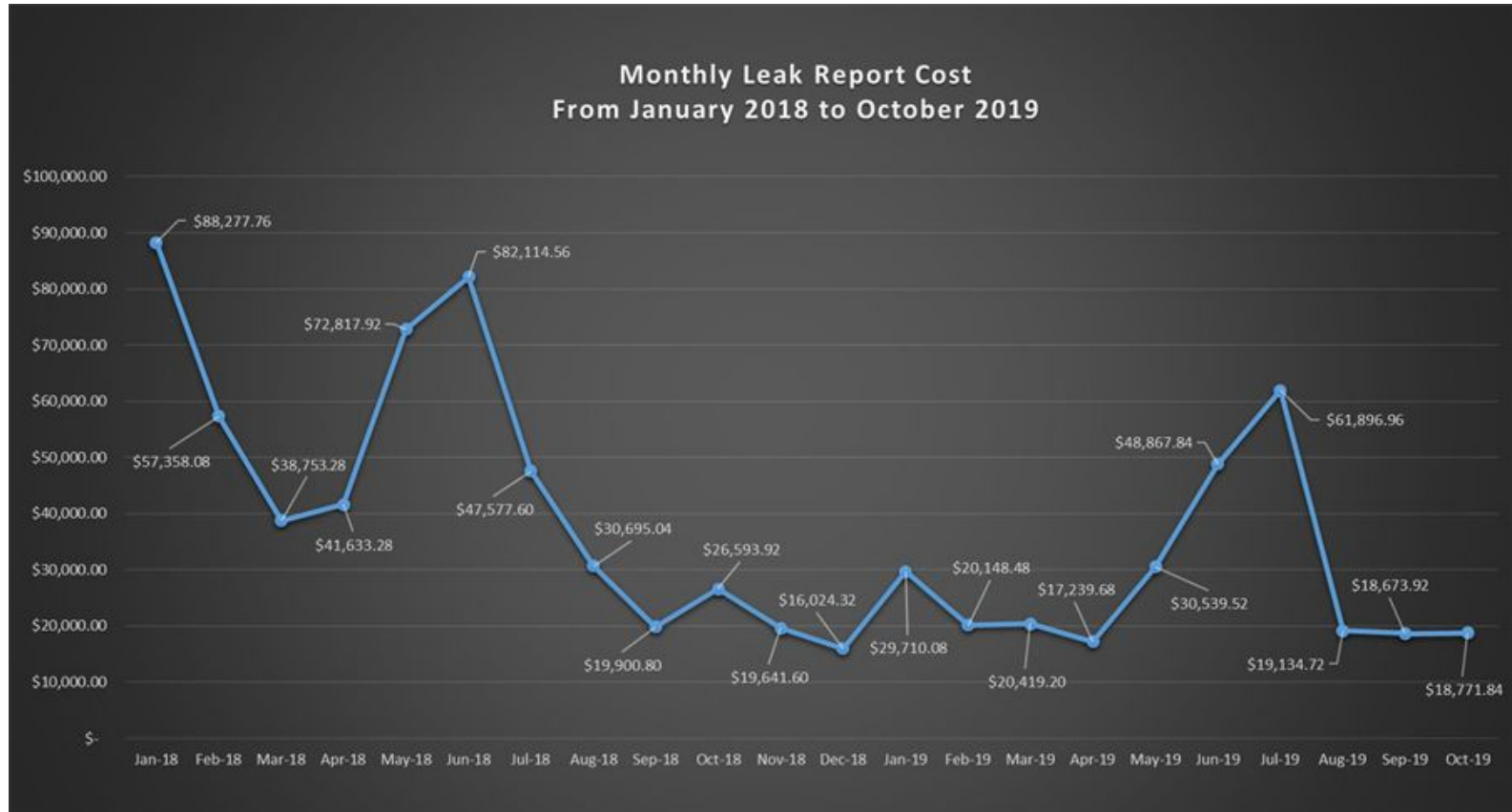
### Monthly Leak Report Cost (September 2019)



#### Assumptions:

1. Leak rate = 4 gpm
2. Cost per kgal = \$4.00

### Monthly Leak Report Cost (October 2019)



#### Assumptions:

3. Leak rate = 4 gpm
4. Cost per kgal = \$4.00

**GWA Utility Services Division**  
**Monthly Status Report**  
**Month ending OCT 2019**

FY2020 UTILITY SERVICES DIVISION ACTIVITIES							PREVIOUS MONTH		
							WEEKLY AVERAGE	WEEKLY AVERAGE	SEP 2019 MONTHLY TOTAL
							WEEKLY AVERAGE	WEEKLY AVERAGE	SEP 2019 MONTHLY TOTAL
							WEEKLY AVERAGE	WEEKLY AVERAGE	SEP 2019 MONTHLY TOTAL
							WEEKLY AVERAGE	WEEKLY AVERAGE	SEP 2019 MONTHLY TOTAL
							WEEKLY AVERAGE	WEEKLY AVERAGE	SEP 2019 MONTHLY TOTAL
							WEEKLY AVERAGE	WEEKLY AVERAGE	SEP 2019 MONTHLY TOTAL
							WEEKLY AVERAGE	WEEKLY AVERAGE	SEP 2019 MONTHLY TOTAL
							WEEKLY AVERAGE	WEEKLY AVERAGE	SEP 2019 MONTHLY TOTAL
							WEEKLY AVERAGE	WEEKLY AVERAGE	SEP 2019 MONTHLY TOTAL
							WEEKLY AVERAGE	WEEKLY AVERAGE	SEP 2019 MONTHLY TOTAL
							WEEKLY AVERAGE	WEEKLY AVERAGE	SEP 2019 MONTHLY TOTAL
							WEEKLY AVERAGE	WEEKLY AVERAGE	SEP 2019 MONTHLY TOTAL
							WEEKLY AVERAGE	WEEKLY AVERAGE	SEP 2019 MONTHLY TOTAL
							WEEKLY AVERAGE	WEEKLY AVERAGE	SEP 2019 MONTHLY TOTAL
							WEEKLY AVERAGE	WEEKLY AVERAGE	SEP 2019 MONTHLY TOTAL
							WEEKLY AVERAGE	WEEKLY AVERAGE	SEP 2019 MONTHLY TOTAL
							WEEKLY AVERAGE	WEEKLY AVERAGE	SEP 2019 MONTHLY TOTAL
							WEEKLY AVERAGE	WEEKLY AVERAGE	SEP 2019 MONTHLY TOTAL
							WEEKLY AVERAGE	WEEKLY AVERAGE	SEP 2019 MONTHLY TOTAL
							WEEKLY AVERAGE	WEEKLY AVERAGE	SEP 2019 MONTHLY TOTAL
							WEEKLY AVERAGE	WEEKLY AVERAGE	SEP 2019 MONTHLY TOTAL
							WEEKLY AVERAGE	WEEKLY AVERAGE	SEP 2019 MONTHLY TOTAL
							WEEKLY AVERAGE	WEEKLY AVERAGE	SEP 2019 MONTHLY TOTAL
							WEEKLY AVERAGE	WEEKLY AVERAGE	SEP 2019 MONTHLY TOTAL
							WEEKLY AVERAGE	WEEKLY AVERAGE	SEP 2019 MONTHLY TOTAL
							WEEKLY AVERAGE	WEEKLY AVERAGE	SEP 2019 MONTHLY TOTAL
							WEEKLY AVERAGE	WEEKLY AVERAGE	SEP 2019 MONTHLY TOTAL
							WEEKLY AVERAGE	WEEKLY AVERAGE	SEP 2019 MONTHLY TOTAL
							WEEKLY AVERAGE	WEEKLY AVERAGE	SEP 2019 MONTHLY TOTAL
							WEEKLY AVERAGE	WEEKLY AVERAGE	SEP 2019 MONTHLY TOTAL
							WEEKLY AVERAGE	WEEKLY AVERAGE	SEP 2019 MONTHLY TOTAL
							WEEKLY AVERAGE	WEEKLY AVERAGE	SEP 2019 MONTHLY TOTAL
							WEEKLY AVERAGE	WEEKLY AVERAGE	SEP 2019 MONTHLY TOTAL
							WEEKLY AVERAGE	WEEKLY AVERAGE	SEP 2019 MONTHLY TOTAL
							WEEKLY AVERAGE	WEEKLY AVERAGE	SEP 2019 MONTHLY TOTAL
							WEEKLY AVERAGE	WEEKLY AVERAGE	SEP 2019 MONTHLY TOTAL
							WEEKLY AVERAGE	WEEKLY AVERAGE	SEP 2019 MONTHLY TOTAL
							WEEKLY AVERAGE	WEEKLY AVERAGE	SEP 2019 MONTHLY TOTAL
							WEEKLY AVERAGE	WEEKLY AVERAGE	SEP 2019 MONTHLY TOTAL
							WEEKLY AVERAGE	WEEKLY AVERAGE	SEP 2019 MONTHLY TOTAL
							WEEKLY AVERAGE	WEEKLY AVERAGE	SEP 2019 MONTHLY TOTAL
							WEEKLY AVERAGE	WEEKLY AVERAGE	SEP 2019 MONTHLY TOTAL
							WEEKLY AVERAGE	WEEKLY AVERAGE	SEP 2019 MONTHLY TOTAL
							WEEKLY AVERAGE	WEEKLY AVERAGE	SEP 2019 MONTHLY TOTAL
							WEEKLY AVERAGE	WEEKLY AVERAGE	SEP 2019 MONTHLY TOTAL
							WEEKLY AVERAGE	WEEKLY AVERAGE	SEP 2019 MONTHLY TOTAL
							WEEKLY AVERAGE	WEEKLY AVERAGE	SEP 2019 MONTHLY TOTAL
							WEEKLY AVERAGE	WEEKLY AVERAGE	SEP 2019 MONTHLY TOTAL
							WEEKLY AVERAGE	WEEKLY AVERAGE	SEP 2019 MONTHLY TOTAL
							WEEKLY AVERAGE	WEEKLY AVERAGE	SEP 2019 MONTHLY TOTAL
							WEEKLY AVERAGE	WEEKLY AVERAGE	SEP 2019 MONTHLY TOTAL
							WEEKLY AVERAGE	WEEKLY AVERAGE	SEP 2019 MONTHLY TOTAL
							WEEKLY AVERAGE	WEEKLY AVERAGE	SEP 2019 MONTHLY TOTAL
							WEEKLY AVERAGE	WEEKLY AVERAGE	SEP 2019 MONTHLY TOTAL
							WEEKLY AVERAGE	WEEKLY AVERAGE	SEP 2019 MONTHLY TOTAL
							WEEKLY AVERAGE	WEEKLY AVERAGE	SEP 2019 MONTHLY TOTAL
							WEEKLY AVERAGE	WEEKLY AVERAGE	SEP 2019 MONTHLY TOTAL
							WEEKLY AVERAGE	WEEKLY AVERAGE	SEP 2019 MONTHLY TOTAL
							WEEKLY AVERAGE	WEEKLY AVERAGE	SEP 2019 MONTHLY TOTAL
							WEEKLY AVERAGE	WEEKLY AVERAGE	SEP 2019 MONTHLY TOTAL
							WEEKLY AVERAGE	WEEKLY AVERAGE	SEP 2019 MONTHLY TOTAL
							WEEKLY AVERAGE	WEEKLY AVERAGE	SEP 2019 MONTHLY TOTAL
							WEEKLY AVERAGE	WEEKLY AVERAGE	SEP 2019 MONTHLY TOTAL
							WEEKLY AVERAGE	WEEKLY AVERAGE	SEP 2019 MONTHLY TOTAL
							WEEKLY AVERAGE	WEEKLY AVERAGE	SEP 2019 MONTHLY TOTAL
							WEEKLY AVERAGE	WEEKLY AVERAGE	SEP 2019 MONTHLY TOTAL
							WEEKLY AVERAGE	WEEKLY AVERAGE	SEP 2019 MONTHLY TOTAL
							WEEKLY AVERAGE	WEEKLY AVERAGE	SEP 2019 MONTHLY TOTAL
							WEEKLY AVERAGE	WEEKLY AVERAGE	SEP 2019 MONTHLY TOTAL
							WEEKLY AVERAGE	WEEKLY AVERAGE	SEP 2019 MONTHLY TOTAL
							WEEKLY AVERAGE	WEEKLY AVERAGE	SEP 2019 MONTHLY TOTAL
							WEEKLY AVERAGE	WEEKLY AVERAGE	SEP 2019 MONTHLY TOTAL
							WEEKLY AVERAGE	WEEKLY AVERAGE	SEP 2019 MONTHLY TOTAL
							WEEKLY AVERAGE	WEEKLY AVERAGE	SEP 2019 MONTHLY TOTAL
							WEEKLY AVERAGE	WEEKLY AVERAGE	SEP 2019 MONTHLY TOTAL
							WEEKLY AVERAGE	WEEKLY AVERAGE	SEP 2019 MONTHLY TOTAL
							WEEKLY AVERAGE	WEEKLY AVERAGE	SEP 2019 MONTHLY TOTAL
							WEEKLY AVERAGE	WEEKLY AVERAGE	SEP 2019 MONTHLY TOTAL
							WEEKLY AVERAGE	WEEKLY AVERAGE	SEP 2019 MONTHLY TOTAL
							WEEKLY AVERAGE	WEEKLY AVERAGE	SEP 2019 MONTHLY TOTAL
							WEEKLY AVERAGE	WEEKLY AVERAGE	SEP 2019 MONTHLY TOTAL
							WEEKLY AVERAGE	WEEKLY AVERAGE	SEP 2019 MONTHLY TOTAL
							WEEKLY AVERAGE	WEEKLY AVERAGE	SEP 2019 MONTHLY TOTAL
							WEEKLY AVERAGE	WEEKLY AVERAGE	SEP 2019 MONTHLY TOTAL
							WEEKLY AVERAGE	WEEKLY AVERAGE	SEP 2019 MONTHLY TOTAL
							WEEKLY AVERAGE	WEEKLY AVERAGE	SEP 2019 MONTHLY TOTAL
							WEEKLY AVERAGE	WEEKLY AVERAGE	SEP 2019 MONTHLY TOTAL
							WEEKLY AVERAGE	WEEKLY AVERAGE	SEP 2019 MONTHLY TOTAL
							WEEKLY AVERAGE	WEEKLY AVERAGE	SEP 2019 MONTHLY TOTAL
							WEEKLY AVERAGE	WEEKLY AVERAGE	SEP 2019 MONTHLY TOTAL
							WEEKLY AVERAGE	WEEKLY AVERAGE	SEP 2019 MONTHLY TOTAL
							WEEKLY AVERAGE	WEEKLY AVERAGE	SEP 2019 MONTHLY TOTAL
							WEEKLY AVERAGE	WEEKLY AVERAGE	SEP 2019 MONTHLY TOTAL
							WEEKLY AVERAGE	WEEKLY AVERAGE	SEP 2019 MONTHLY TOTAL
							WEEKLY AVERAGE	WEEKLY AVERAGE	SEP 2019 MONTHLY TOTAL
							WEEKLY AVERAGE	WEEKLY AVERAGE	SEP 2019 MONTHLY TOTAL
							WEEKLY AVERAGE	WEEKLY AVERAGE	SEP 2019 MONTHLY TOTAL
							WEEKLY AVERAGE	WEEKLY AVERAGE	SEP 2019 MONTHLY TOTAL
							WEEKLY AVERAGE	WEEKLY AVERAGE	SEP 2019 MONTHLY TOTAL
							WEEKLY AVERAGE	WEEKLY AVERAGE	SEP 2019 MONTHLY TOTAL
							WEEKLY AVERAGE	WEEKLY AVERAGE	SEP 2019 MONTHLY TOTAL
							WEEKLY AVERAGE	WEEKLY AVERAGE	SEP 2019 MONTHLY TOTAL
							WEEKLY AVERAGE	WEEKLY AVERAGE	SEP 2019 MONTHLY TOTAL
							WEEKLY AVERAGE	WEEKLY AVERAGE	SEP 2019 MONTHLY TOTAL
							WEEKLY AVERAGE	WEEKLY AVERAGE	SEP 2019 MONTHLY TOTAL
							WEEKLY AVERAGE	WEEKLY AVERAGE	SEP 2019 MONTHLY TOTAL
							WEEKLY AVERAGE	WEEKLY AVERAGE	SEP 2019 MONTHLY TOTAL
							WEEKLY AVERAGE	WEEKLY AVERAGE	SEP 2019 MONTHLY TOTAL
							WEEKLY AVERAGE	WEEKLY AVERAGE	SEP 2019 MONTHLY TOTAL
							WEEKLY AVERAGE	WEEKLY AVERAGE	SEP 2019 MONTHLY TOTAL
							WEEKLY AVERAGE	WEEKLY AVERAGE	SEP 2019 MONTHLY TOTAL
							WEEKLY AVERAGE	WEEKLY AVERAGE	SEP 2019 MONTHLY TOTAL
							WEEKLY AVERAGE	WEEKLY AVERAGE	SEP 2019 MONTHLY TOTAL
							WEEKLY AVERAGE	WEEKLY AVERAGE	SEP 2019 MONTHLY TOTAL
							WEEKLY AVERAGE	WEEKLY AVERAGE	SEP 2019 MONTHLY TOTAL
							WEEKLY AVERAGE	WEEKLY AVERAGE	

GWA Work Session - November 19, 2019 - DIVISION REPORTS

GWA Utility Services Division  
Monthly Status Report  
Month ending OCT 2019

FY2020		WEEK ENDING: 10/05/19	WEEK ENDING: 10/12/19	WEEK ENDING: 10/19/19	WEEK ENDING: 10/26/19	WEEK ENDING: 11/02/19	OCT 2019 MONTHLY TOTAL	WEEKLY AVERAGE OCT 2019	PREVIOUS MONTH	
UTILITY SERVICES DIVISION ACTIVITIES									WEEKLY AVERAGE SEP 2019	SEP 2019 MONTHLY TOTAL
<b>Customer Service Activities (Electronic):</b>										
i.	Emails Recieved:									
	1. customers@guamwaterworks.org:	33	24	35	33	37	162	32	51	204
	Request type (email):									
	a. Apply for water:	1	2	2	1	2	8	2	1	4
	b. Terminate Water:	0	1	0	2	0	3	1	2	7
	c. Copy of Bill:	2	1	0	3	2	8	2	2	7
	d. Billing Dispute & follow up:	8	12	9	10	6	45	9	11	44
	e. General Questions & Other:	17	2	19	11	18	67	13	19	75
	f. Report a water leak:	0	2	2	2	1	7	1	5	18
	g. Report water theft:	0	0	0	1	0	1	0	0	0
	h. Online services inquiry:	5	4	3	3	8	23	5	12	47
	2. gwaservesme@guamwaterworks.org (realtors and prop	0	0	0	0	0	0	0	1	2
ii.	Emails Replied (both):	23	24	28	18	19	112	22	41	163
<b>Call Center Activities:</b>										
i.	Calls Recieved:	1476	988	1369	1394	1186	6413	1283	1383	5533
ii.	Calls Immediately Answered:	807	601	743	727	577	3455	691	683	2732
iii.	Calls Abandoned:	70	51	69	58	53	301	60	56	223
iv.	Calls Handled by Voice mail:	597	336	557	609	556	2655	531	644	2574
v.	Average duration of call:	5 minutes	5 minutes	7 minutes	5 minutes	4 minutes		5 minutes	5 minutes	
vi.	Breakdown by request type:									
	1. Apply/Terminate info:	21	20	24	29	21	115	23	18	70
	2. Automated Telephone Call:	31	14	23	20	24	112	22	24	97
	3. Balance Inquiry:	106	70	100	61	53	390	78	94	374
	4. Call Back:	25	26	29	28	22	130	26	33	131
	5. Dispatch:	32	25	41	42	38	178	36	34	134
	6. Dispute:	3	1	1	1	1	7	1	3	12
	7. Follow-up:	86	55	79	71	61	352	70	70	280
	8. General Questions & Other:	165	136	158	170	161	790	158	143	572
	9. GWA Staff:	77	62	125	97	79	440	88	89	355
	10. No Water:	48	27	30	62	17	184	37	33	132
	11. Online/Phone App Help:	38	19	17	12	14	100	20	21	84
	12. Pay by Phone:	161	130	136	99	103	629	126	115	459
	13. Pay Plan:	48	52	65	63	46	274	55	67	269
	14. Restore Non-payment:	12	30	12	4	4	62	12	11	42
	15. Secure/Unsecure Valve:	13	6	10	11	12	52	10	5	19
	16. Voice Mail:	51	52	45	38	38	224	45	68	272
	17. Water leak:	10	6	9	21	13	59	12	8	31
<b>Bill Dispute &amp; Resolution Activities:</b>										
i.	Dispute Resolution:									
	1. Number of disputed accounts resolved:	12	13	10	12	12	59	12	22	88
	2. Number of disputed accounts under review:	1907	1907	1907	1907	1907		1907	1837	
<b>Data Entry of Completed Field work in CIS:</b>										
i.	Document Control:									
	1. Number of field activities posted:	638	583	535	526	470	2752	550	756	3023
	2. Number of field activities pending:	162	163	199	164	198	886	177	686	2745
<b>Field Response Activities:</b>										
I.	Number of field activities received:	313	210	230	231	0	984	197	251	1002
II.	Number of field activities completed:	162	255	241	231	300	1189	238	272	1088
III.	Number of field activities pending field action:	3	0	4	5	7	19	4	4	15



GWA Work Session - November 19, 2019 - DIVISION REPORTS

GWA Utility Services Division  
Monthly Status Report  
Month ending OCT 2019

FY2020 UTILITY SERVICES DIVISION ACTIVITIES		WEEK ENDING: 10/05/19	WEEK ENDING: 10/12/19	WEEK ENDING: 10/19/19	WEEK ENDING: 10/26/19	WEEK ENDING: 11/02/19	OCT 2019 MONTHLY TOTAL	WEEKLY AVERAGE OCT 2019	PREVIOUS MONTH	
									WEEKLY AVERAGE SEP 2019	SEP 2019 MONTHLY TOTAL
<b>Meter Reading Activities:</b>										
I.	Number of meters read:									
A.	Electronically Read Meters:	7934	10762	13992	6741	2734	42163	8433	10540	42159
B.	Manually Read Meters:	22	35	50	22	19	148	30	37	149
i.	Unread meters (Meters scheduled to be read but not read):	14	32	12	7	2	67	13	11	43
ii.	Number of data logs received:	32	30	30	30	25	147	29	33	132
iii.	Number of data logs retrieved:	44	26	22	22	56	170	34	28	111
iv.	Number of data logs pending field action:	0	1	0	0	0	1	0	1	2
v.	Communication Errors/Reprogramming requests:	3	2	2	3	7	17	3	2	9
vi.	Number of estimated readings (for the week):	17	42	15	15	6	111	22	22	111
vii.	Reasons for Estimations:									
1.	Cant locate meter:	1	2	1	1	0	5	1	1	5
2.	Temporary Obstruction:	0	0	0	0	0	0	0	1	2
3.	Vicious Dog:	0	0	0	0	0	0	0	1	2
4.	Flooded meter:	0	1	0	0	0	1	0	0	1
5.	Corrective action requested (database corrections needed):	3	6	4	6	4	23	5	8	33
6.	Possible changed out meter:	13	29	9	6	2	59	12	10	38
7.	Communication/Programming error (code 92's):	0	1	0	2	0	3	1	1	3
8.	Other:	0	3	1	0	0	4	1	1	3
a.	Leaks detected on customer's private line:	1124	1732	2214	873	305	6248	1250	1551	6202
b.	Reverse Flow Detected:	82	216	49	386	25	758	152	329	1316
c.	No Usage Detected:	298	374	608	324	133	1737	347	473	1891
d.	Tamper Code:	11	8	14	6	11	50	10	15	60
C.	Electronic Read Percentage:	99.7%	99.7%	99.6%	99.7%	99.3%		99.6%	99.6%	
<b>Illegal Connection &amp; Unauthorized Use of Water Activities:</b>										
I.	Number of Inactive Still Consuming Reports rec'd & investigated:	0	0	1	0	0	1	0	2	8
II.	Number of Illegal Connection reports rec'd & investigated:	0	0	2	1	0	3	1	2	6

**GUAM WATERWORKS AUTHORITY  
OCTOBER 31, 2019  
FINANCIAL AND RELATED REPORTS  
TABLE OF CONTENTS**

	<b>SCHEDULES</b>	<b>PAGE</b>
<b>BALANCE SHEET</b>	<b>A</b>	<b>2</b>
<b>INCOME STATEMENT MTD ACTUALS VS MTD BUDGET</b>	<b>B</b>	<b>3</b>
<b>INCOME STATEMENT MTD ACTUALS FY19 VS FY18</b>	<b>C</b>	<b>4</b>
<b>INCOME STATEMENT YTD ACTUALS VS YTD BUDGET</b>	<b>D</b>	<b>5</b>
<b>INCOME STATEMENT YTD ACTUALS FY19 VS FY18</b>	<b>E</b>	<b>6</b>
<b>SCHEDULE of CASH RESTRICTED/UNRESTRICTED</b>	<b>F</b>	<b>7</b>
<b>AGING REPORT - GOVERNMENT RECEIVABLES</b>	<b>G</b>	<b>8</b>
<b>SYSTEM DEVELOPMENT CHARGES PROJECT STATUS</b>	<b>H</b>	<b>9</b>

**GUAM WATERWORKS AUTHORITY**  
**Balance Sheet**  
**October 31, 2019**

**SCHEDULE A**

<b>ASSETS AND DEFERRED OUTFLOWS OF RESOURCES</b>	<b>Unaudited October 31, 2019</b>	<b>Unaudited September 30, 2019</b>	<b>Increase (Decrease)</b>
<u><b>Current Assets</b></u>			
Cash			
Unrestricted (Schedule F)	5,357,692	4,962,086	395,606
Restricted Funds (Schedule F)	84,196,462	86,441,373	(2,244,911)
Accounts Receivable Trade, Net of Allowance for Doubtful Receivables of \$7,920,450 at Oct 31, 2019 and \$7,789,943 at Sep 30, 2019	13,608,541	14,102,594	(494,053)
Federal Receivable	3,547,896	3,711,435	(163,539)
Other Receivable	1,846,840	1,800,184	46,657
Materials & Supplies Inventory, Net of Allowance for Obsolescence of \$64,131 at Oct 31, 2019 and \$64,131 at Sep 30, 2019	3,800,621	3,897,068	(96,447)
<b>Total Current Assets</b>	<b>112,358,053</b>	<b>114,914,739</b>	<b>(2,556,687)</b>
<u><b>Property, Plant and Equipment</b></u>			
Utility plant in service			
Water system	379,076,878	378,813,928	262,950
Wastewater system	300,490,900	300,467,162	23,738
Non-utility property	22,412,576	22,412,576	-
<b>Total property</b>	<b>701,980,355</b>	<b>701,693,666</b>	<b>286,689</b>
Less: Accumulated Depreciation	(326,246,864)	(324,318,849)	(1,928,015)
Land	3,914,815	3,914,815	-
Construction Work in Progress	238,521,697	237,909,919	611,778
<b>Property, Plant and Equipment, net</b>	<b>618,170,003</b>	<b>619,199,551</b>	<b>(1,029,548)</b>
<u><b>Other noncurrent assets</b></u>			
Restricted cash (Schedule F)	106,763,569	109,937,511	(3,173,942)
Investments (Schedule F)	46,711,610	43,808,664	2,902,946
Other Prepaid Expenses	4,600,896	1,547,424	3,053,472
<b>Total other noncurrent assets</b>	<b>158,076,075</b>	<b>155,293,599</b>	<b>2,782,476</b>
<b>Total Assets</b>	<b>888,604,131</b>	<b>889,407,889</b>	<b>(803,758)</b>
<b>Deferred outflows of resources</b>			
Debt defeasance due to bond refunding	11,907,404	11,976,385	(68,981)
Deferred outflows from pension	4,233,025	4,233,025	-
Deferred outflows from OPEB	9,070,814	9,070,814	-
<b>Total Assets and Deferred Outflows of Resources</b>	<b>913,815,374</b>	<b>914,688,113</b>	<b>(872,739)</b>
<b>LIABILITIES, DEFERRED INFLOWS OF RESOURCES AND NET ASSETS</b>			
<u><b>Current Liabilities</b></u>			
Current maturities of long-term debt			
Series 2010 Bond	1,895,000	1,895,000	-
Series 2013 Bond	2,695,000	2,695,000	-
Series 2014 Refunding	3,760,000	3,760,000	-
Series 2016	420,000	420,000	-
Series 2017 Refunding	-	-	-
Notes Payable	2,045,449	2,319,108	(273,659)
Accounts Payable -Trade	4,458,839	3,988,567	470,272
Accrued and Other Liabilities	1,124,886	1,120,603	4,283
Interest Payable	8,468,396	6,359,303	2,109,093
Accrued Payroll and Employee Benefits	1,717,063	1,585,164	131,899
Accrued Annual Leave	1,054,545	1,054,545	-
Current portion of employee annual leave	584,204	584,204	0
Contractors' Payable	15,724,586	18,995,122	(3,270,536)
Customer and Other Deposits	2,222,160	2,329,296	(107,136)
<b>Total Current Liabilities</b>	<b>46,170,129</b>	<b>47,105,912</b>	<b>(935,783)</b>
<u><b>Long Term Debt, less current maturities</b></u>			
Series 2010 Revenue Bond	-	-	-
Series 2013 Revenue Bond	169,935,000	169,935,000	-
Series 2014 Refunding Bond	65,140,000	65,140,000	-
Series 2016 Revenue Bond	142,890,000	142,890,000	-
Series 2017 Refunding Bond	107,365,000	107,365,000	-
Unamortized Bond Premium/Discount	31,743,620	31,863,590	(119,970)
Notes Payable	0	0	(0)
Net pension liability	45,451,352	45,451,352	-
Net OPEB obligation	88,950,661	88,950,661	-
Employee Annual Leave, Less Current Portion	838,545	838,545	(0)
<b>Total Liabilities</b>	<b>698,484,307</b>	<b>699,540,059</b>	<b>(1,055,752)</b>
<b>Deferred inflows of resources:</b>			
Deferred inflows from pension	1,870,115	1,870,115	-
Deferred inflows from OPEB	8,741,900	8,741,900	-
<b>Total Liabilities and Deferred Inflows of Resources</b>	<b>709,096,322</b>	<b>710,152,074</b>	<b>(1,055,752)</b>
<b>Net Assets</b>	<b>204,719,053</b>	<b>204,536,039</b>	<b>183,013</b>
<b>Total Liabilities, Deferred Inflows of Resources and Net Assets</b>	<b>913,815,374</b>	<b>914,688,113</b>	<b>(872,739)</b>

GWA Work Session - November 19, 2019 - DIVISION REPORTS

GUAM WATERWORKS AUTHORITY  
Statement of Operations and Retained Earnings  
Comparative Budget vs. Actual for the period ending October 31, 2019

SCHEDULE B

	Month to Date		Variance
	Budget	Actual (Unaudited)	Favorable /
	October-19	October-19	(Unfavorable)
<b>OPERATING REVENUES</b>			
Water Revenues	5,887,215	5,501,092	(386,123)
Wastewater Revenues	3,401,093	3,127,997	(273,096)
Legislative Surcharge	304,243	284,855	(19,389)
Other Revenues	38,254	36,908	(1,346)
System Development Charge	97,773	62,188	(35,585)
<b>Total Operating Revenues</b>	<b>9,728,578</b>	<b>9,013,040</b>	<b>(715,537)</b>
<b>OPERATING AND MAINTENANCE EXPENSES</b>			
Water Purchases	687,577	600,000	87,577
Power Purchases	1,231,315	1,331,315	(100,000)
Total Utility Costs	1,918,892	1,931,315	(12,423)
Salaries and Wages	1,782,365	1,660,996	121,369
Pension and Benefits	562,238	547,099	15,138
Total Salaries and Benefits	2,344,603	2,208,095	136,508
Capitalized Labor and Benefits	(308,333)	(275,716)	(32,617)
Net Salaries and Benefits	2,036,269	1,932,379	103,890
<b>Administrative and General Expenses</b>			
Sludge removal	153,771	118,005	35,767
Chemicals	185,801	129,604	56,198
Materials & Supplies	188,606	118,168	70,438
Transportation	38,648	31,896	6,752
Communications	15,054	13,813	1,241
Claims	8,417	-	8,417
Insurance	79,461	77,860	1,601
Training & Travel	30,417	12,076	18,340
Advertising	12,500	1,284	11,216
Miscellaneous	92,632	50,066	42,566
Regulatory Expense	25,029	11,353	13,676
Bad Debts Provision	144,148	130,494	13,654
Total Administrative and General Expense	974,483	694,618	279,865
<b>Depreciation Expense</b>	<b>1,759,065</b>	<b>1,928,015</b>	<b>(168,950)</b>
<b>Contractual Expense</b>			
Audit & Computer Maintenance	58,783	57,738	1,046
Building rental	38,361	35,302	3,059
Equipment rental	79,980	57,880	22,099
Legal	512	600	(88)
Laboratory	34,862	22,907	11,955
Other	213,458	162,600	50,857
Total Contractual Expense	425,956	337,027	88,929
Retiree Supp. Annuities and health care costs	249,871	189,510	60,361
Contribution to Government of Guam	51,975	50,334	1,641
Total Retiree Benefits	301,846	239,844	62,002
<b>Total Operating Expenses</b>	<b>7,416,512</b>	<b>7,063,198</b>	<b>353,314</b>
<b>Earnings (Loss) from Operations</b>	<b>2,312,066</b>	<b>1,949,842</b>	<b>(362,224)</b>
Interest Income - 2010/13/14/16/17 Series Bond	84,943	229,627	144,684
Interest Income - Other Funds	13,856	59,794	45,938
Interest Income - SDC	2,072	13,191	11,119
Interest Expense - 2010/13/14/16/17 Series Bond	(2,387,785)	(2,117,099)	270,686
Interest Expense - ST BOG	(19,762)	(3,336)	16,426
Federal Expenditures	-	-	-
Loss on Asset Disposal	-	-	-
AFUDC	1,157,306	-	(1,157,306)
Amortization of Discount, Premium and Issuance Costs	(17,798)	119,970	137,768
Defeasance due to bond refunding	(16,201)	(68,976)	(52,775)
Deferred outflows from pension	-	-	-
Prior Year Adjustment	-	-	-
Total non-operating revenues (expenses)	(1,183,369)	(1,766,829)	(583,460)
<b>Net Income (Loss) before capital contributions</b>	<b>1,128,697</b>	<b>183,013</b>	<b>(945,684)</b>
<b>Capital Contributions</b>			
Grants from US Government	5,533,205	-	(5,533,205)
Grants from GovGuam & Others	-	-	-
Total Capital Contributions	5,533,205	-	(5,533,205)
<b>Change in Net Assets</b>	<b>6,661,902</b>	<b>183,013</b>	<b>(6,478,889)</b>
<b>Debt Service Calculation</b>			
Earnings From Operations	2,312,066	1,949,842	
System Development Charge	(97,773)	(62,188)	
Retiree COLA	51,975	50,334	
Interest/Investment Income	13,856	59,794	
Depreciation	1,759,065	1,928,015	
<b>Balance Available for Debt Service per Section 6.12</b>	<b>4,039,190</b>	<b>3,925,797</b>	
Working Capital Reserve Available for Debt Service	934,811	965,043	
Transfer to Working Capital - Debt Service Reserve	-	-	
Transfer to Working Capital - O&M Reserve	-	-	
<b>Balance Available for Debt Service inclusive of reserves</b>	<b>4,974,001</b>	<b>4,890,840</b>	
<b>Debt Service</b>			
Principal	730,833	730,833	
Interest	2,117,099	2,117,099	
<b>Total</b>	<b>2,847,932</b>	<b>2,847,932</b>	
<b>Debt Service Coverage (1.25X) - per Section 6.12 (Indenture)</b>	<b>1.42</b>	<b>1.38</b>	
<b>Debt Service Coverage (1.75X) inclusive of reserves (PUC)</b>	<b>1.75</b>	<b>1.72</b>	

**GUAM WATERWORKS AUTHORITY**  
**Statement of Operations and Retained Earnings**  
**Comparative for the period ending October 31, 2019 and 2018**

SCHEDULE C

	Month to Date Actual (Unaudited) October-19	Actual (Unaudited) October-18	Variance Increase / (Decrease)
<b>OPERATING REVENUES</b>			
Water Revenues	5,501,092	5,665,227	(164,135)
Wastewater Revenues	3,127,997	3,292,451	(164,453)
Legislative Surcharge	284,855	296,490	(11,636)
Other Revenues	36,908	56,585	(19,677)
System Development Charge	62,188	73,793	(11,605)
<b>Total Operating Revenues</b>	<b>9,013,040</b>	<b>9,384,546</b>	<b>(371,506)</b>
<b>OPERATING AND MAINTENANCE EXPENSES</b>			
Water Purchases	600,000	523,155	76,845
Power Purchases	1,331,315	1,345,898	(14,583)
Total Utility Costs	1,931,315	1,869,054	62,261
Salaries and Wages	1,660,996	1,603,070	57,925
Pension and Benefits	547,099	511,965	35,134
Total Salaries and Benefits	2,208,095	2,115,035	93,060
Capitalized Labor and Benefits	(275,716)	(278,501)	2,785
Net Salaries and Benefits	1,932,379	1,836,535	95,844
<b>Administrative and General Expenses</b>			
Sludge removal	118,005	111,157	6,847
Chemicals	129,604	206,968	(77,364)
Materials & Supplies	118,168	186,482	(68,314)
Transportation	31,896	63,959	(32,063)
Communications	13,813	13,486	327
Claims	-	16,361	(16,361)
Insurance	77,860	76,286	1,575
Training & Travel	12,076	27,636	(15,560)
Advertising	1,284	10,173	(8,889)
Miscellaneous	50,066	84,244	(34,178)
Regulatory Expense	11,353	19,847	(8,494)
Bad Debts Provision	130,494	184,760	(54,266)
Total Administrative and General Expense	694,618	1,001,358	(306,740)
<b>Depreciation Expense</b>	<b>1,928,015</b>	<b>1,774,950</b>	<b>153,065</b>
<b>Contractual Expense</b>			
Audit & Computer Maintenance	57,738	76,757	(19,019)
Building rental	35,302	35,302	-
Equipment rental	57,880	111,616	(53,735)
Legal	600	996	(396)
Laboratory	22,907	12,379	10,528
Other	162,600	249,597	(86,997)
Total Contractual Expense	337,027	486,647	(149,620)
Retiree Supp. Annuities and health care costs	189,510	238,096	(48,587)
Contribution to Government of Guam	50,334	50,000	334
Total Retiree Benefits	239,844	288,096	(48,253)
<b>Total Operating Expenses</b>	<b>7,063,198</b>	<b>7,256,641</b>	<b>(193,443)</b>
<b>Earnings (Loss) from Operations</b>	<b>1,949,842</b>	<b>2,127,906</b>	<b>(178,064)</b>
Interest Income - 2010/13/14/16/17 Series Bond	229,627	328,695	(99,068)
Interest Income - Other Funds	59,794	69,146	(9,352)
Interest Income - SDC	13,191	14,941	(1,750)
Interest Expense - 2010/13/14/16/17 Series Bond	(2,117,099)	(2,132,613)	15,514
Interest Expense - ST BOG	(3,336)	(16,981)	13,646
Federal Expenditures	-	-	-
Loss on Asset Disposal	-	-	-
AFUDC	-	1,157,306	(1,157,306)
Amortization of Discount, Premium and Issuance Costs	119,970	119,752	217
Defeasance due to bond refunding	(68,976)	(69,534)	558
Deferred outflows from pension	-	-	-
Prior Year Adjustment	-	(56,982)	56,982
Total non-operating revenues (expenses)	(1,766,829)	(586,270)	(1,180,559)
<b>Net Income (Loss) before capital contributions</b>	<b>183,013</b>	<b>1,541,636</b>	<b>(1,358,622)</b>
<b>Capital Contributions</b>			
Grants from US Government	-	1,800,850	(1,800,850)
Grants from GovGuam & Others	-	15,937	(15,937)
Total Capital Contributions	-	1,816,787	(1,816,787)
<b>Change in Net Assets</b>	<b>183,013</b>	<b>3,358,422</b>	<b>(3,175,409)</b>
<b>Debt Service Calculation</b>			
Earnings From Operations	1,949,842	2,127,906	
System Development Charge	(62,188)	(73,793)	
Retiree COLA	50,334	50,000	
Interest/Investment Income	59,794	69,146	
Depreciation	1,928,015	1,774,950	
<b>Balance Available for Debt Service per Section 6.12</b>	<b>3,925,797</b>	<b>3,948,209</b>	
Working Capital Reserve Available for Debt Service	965,043	963,645	
Transfer to Working Capital - Debt Service Reserve	-	-	
Transfer to Working Capital - O&M Reserve	-	-	
<b>Balance Available for Debt Service inclusive of reserves</b>	<b>4,890,840</b>	<b>4,911,854</b>	
<b>Debt Service</b>			
Principal	730,833	476,250	
Interest	2,117,099	2,137,785	
<b>Total</b>	<b>2,847,932</b>	<b>2,614,035</b>	
<b>Debt Service Coverage (1.25X) - per Section 6.12 (Indenture)</b>	<b>1.38</b>	<b>1.51</b>	
<b>Debt Service Coverage (1.75X) inclusive of reserves (PUC)</b>	<b>1.72</b>	<b>1.88</b>	

GWA Work Session - November 19, 2019 - DIVISION REPORTS

GUAM WATERWORKS AUTHORITY  
Statement of Operations and Retained Earnings  
Comparative Budget vs. Actual for the period ending October 31, 2019

SCHEDULE D

	Year to Date		Variance
	Budget	Actual (Unaudited)	Favorable /
	October-19	October-19	(Unfavorable)
<b>OPERATING REVENUES</b>			
Water Revenues	5,887,215	5,501,092	(386,123)
Wastewater Revenues	3,401,093	3,127,997	(273,096)
Legislative Surcharge	304,243	284,855	(19,389)
Other Revenues	38,254	36,908	(1,346)
System Development Charge	97,773	62,188	(35,585)
<b>Total Operating Revenues</b>	<b>9,728,578</b>	<b>9,013,040</b>	<b>(715,537)</b>
<b>OPERATING AND MAINTENANCE EXPENSES</b>			
Water Purchases	687,577	600,000	87,577
Power Purchases	1,231,315	1,331,315	(100,000)
Total Utility Costs	1,918,892	1,931,315	(12,423)
Salaries and Wages	1,782,365	1,660,996	121,369
Pension and Benefits	562,238	547,099	15,138
Total Salaries and Benefits	2,344,603	2,208,095	136,508
Capitalized Labor and Benefits	(308,333)	(275,716)	(32,617)
Net Salaries and Benefits	2,036,269	1,932,379	103,890
<b>Administrative and General Expenses</b>			
Sludge removal	153,771	118,005	35,767
Chemicals	185,801	129,604	56,198
Materials & Supplies	188,606	118,168	70,438
Transportation	38,648	31,896	6,752
Communications	15,054	13,813	1,241
Claims	8,417	-	8,417
Insurance	79,461	77,860	1,601
Training & Travel	30,417	12,076	18,340
Advertising	12,500	1,284	11,216
Miscellaneous	92,632	50,066	42,566
Regulatory Expense	25,029	11,353	13,676
Bad Debts Provision	144,148	130,494	13,654
Total Administrative and General Expense	974,483	694,618	279,865
<b>Depreciation Expense</b>	<b>1,759,065</b>	<b>1,928,015</b>	<b>(168,950)</b>
<b>Contractual Expense</b>			
Audit & Computer Maintenance	58,783	57,738	1,046
Building rental	38,361	35,302	3,059
Equipment rental	79,980	57,880	22,099
Legal	512	600	(88)
Laboratory	34,862	22,907	11,955
Other	213,458	162,600	50,857
Total Contractual Expense	425,956	337,027	88,929
Retiree Supp. Annuities and health care costs	249,871	189,510	60,361
Contribution to Government of Guam	51,975	50,334	1,641
Total Retiree Benefits	301,846	239,844	62,002
<b>Total Operating Expenses</b>	<b>7,416,512</b>	<b>7,063,198</b>	<b>353,314</b>
<b>Earnings (Loss) from Operations</b>	<b>2,312,066</b>	<b>1,949,842</b>	<b>(362,224)</b>
Interest Income - 2010/13/14/16/17 Series Bond	84,943	229,627	144,684
Interest Income - Other Funds	13,856	59,794	45,938
Interest Income - SDC	2,072	13,191	11,119
Interest Expense - 2010/13/14/16/17 Series Bond	(2,387,785)	(2,117,099)	270,686
Interest Expense - ST BOG	(19,762)	(3,336)	16,426
Federal Expenditures	-	-	-
Loss on Asset Disposal	-	-	-
AFUDC	1,157,306	-	(1,157,306)
Amortization of Discount, Premium and Issuance Costs	(17,798)	119,970	137,768
Defeasance due to bond refunding	(16,201)	(68,976)	(52,775)
Deferred outflows from pension	-	-	-
Prior Year Adjustment	-	-	-
Total non-operating revenues (expenses)	(1,183,369)	(1,766,829)	(583,460)
<b>Net Income (Loss) before capital contributions</b>	<b>1,128,697</b>	<b>183,013</b>	<b>(945,684)</b>
<b>Capital Contributions</b>			
Grants from US Government	5,533,205	-	(5,533,205)
Grants from GovGuam & Others	-	-	-
Total Capital Contributions	5,533,205	-	(5,533,205)
<b>Change in Net Assets</b>	<b>6,661,902</b>	<b>183,013</b>	<b>(6,478,889)</b>
<b>Debt Service Calculation</b>			
Earnings From Operations	2,312,066	1,949,842	
System Development Charge	(97,773)	(62,188)	
Retiree COLA	51,975	50,334	
Interest/Investment Income	13,856	59,794	
Depreciation	1,759,065	1,928,015	
<b>Balance Available for Debt Service per Section 6.12</b>	<b>4,039,190</b>	<b>3,925,797</b>	
Working Capital Reserve Available for Debt Service	934,811	965,043	
Transfer to Working Capital - Debt Service Reserve	-	-	
Transfer to Working Capital - O&M Reserve	-	-	
<b>Balance Available for Debt Service inclusive of reserves</b>	<b>4,974,001</b>	<b>4,890,840</b>	
<b>Debt Service</b>			
Principal	730,833	730,833	
Interest	2,117,099	2,117,099	
<b>Total</b>	<b>2,847,932</b>	<b>2,847,932</b>	
<b>Debt Service Coverage (1.25X) - per Section 6.12 (Indenture)</b>	<b>1.42</b>	<b>1.38</b>	
<b>Debt Service Coverage (1.75X) inclusive of reserves (PUC)</b>	<b>1.75</b>	<b>1.72</b>	

GWA Work Session - November 19, 2019 - DIVISION REPORTS

GUAM WATERWORKS AUTHORITY  
Statement of Operations and Retained Earnings  
Comparative for the period ending October 31, 2019 and 2018

SCHEDULE E

	Actual (Unaudited) October-19	Actual (Unaudited) October-18	Variance Increase / (Decrease)
<b>OPERATING REVENUES</b>			
Water Revenues	5,501,092	5,665,227	(164,135)
Wastewater Revenues	3,127,997	3,292,451	(164,453)
Legislative Surcharge	284,855	296,490	(11,636)
Other Revenues	36,908	56,585	(19,677)
System Development Charge	62,188	73,793	(11,605)
<b>Total Operating Revenues</b>	<b>9,013,040</b>	<b>9,384,546</b>	<b>(371,506)</b>
<b>OPERATING AND MAINTENANCE EXPENSES</b>			
Water Purchases	600,000	523,155	76,845
Power Purchases	1,331,315	1,345,898	(14,583)
Total Utility Costs	1,931,315	1,869,054	62,261
Salaries and Wages	1,660,996	1,603,070	57,925
Pension and Benefits	547,099	511,965	35,134
Total Salaries and Benefits	2,208,095	2,115,035	93,060
Capitalized Labor and Benefits	(275,716)	(278,501)	2,785
Net Salaries and Benefits	1,932,379	1,836,535	95,844
<b>Administrative and General Expenses</b>			
Sludge removal	118,005	111,157	6,847
Chemicals	129,604	206,968	(77,364)
Materials & Supplies	118,168	186,482	(68,314)
Transportation	31,896	63,959	(32,063)
Communications	13,813	13,486	327
Claims	-	16,361	(16,361)
Insurance	77,860	76,286	1,575
Training & Travel	12,076	27,636	(15,560)
Advertising	1,284	10,173	(8,889)
Miscellaneous	50,066	84,244	(34,178)
Regulatory Expense	11,353	19,847	(8,494)
Bad Debts Provision	130,494	184,760	(54,266)
Total Administrative and General Expense	694,618	1,001,358	(306,740)
<b>Depreciation Expense</b>	<b>1,928,015</b>	<b>1,774,950</b>	<b>153,065</b>
<b>Contractual Expense</b>			
Audit & Computer Maintenance	57,738	76,757	(19,019)
Building rental	35,302	35,302	-
Equipment rental	57,880	111,616	(53,735)
Legal	600	996	(396)
Laboratory	22,907	12,379	10,528
Other	162,600	249,597	(86,997)
Total Contractual Expense	337,027	486,647	(149,620)
Retiree Supp. Annuities and health care costs	189,510	238,096	(48,587)
Contribution to Government of Guam	50,334	50,000	334
Total Retiree Benefits	239,844	288,096	(48,253)
<b>Total Operating Expenses</b>	<b>7,063,198</b>	<b>7,256,641</b>	<b>(193,443)</b>
<b>Earnings (Loss) from Operations</b>	<b>1,949,842</b>	<b>2,127,906</b>	<b>(178,064)</b>
Interest Income - 2010/13/14/16/17 Series Bond	229,627	328,695	(99,068)
Interest Income - Other Funds	59,794	69,146	(9,352)
Interest Income - SDC	13,191	14,941	(1,750)
Interest Expense - 2010/13/14/16/17 Series Bond	(2,117,099)	(2,132,613)	15,514
Interest Expense - ST BOG	(3,336)	(16,981)	13,646
Federal Expenditures	-	-	-
Loss on Asset Disposal	-	-	-
AFUDC	-	1,157,306	(1,157,306)
Amortization of Discount, Premium and Issuance Costs	119,970	119,752	217
Defeasance due to bond refunding	(68,976)	(69,534)	558
Deferred outflows from pension	-	-	-
Prior Year Adjustment	-	(56,982)	56,982
Total non-operating revenues (expenses)	(1,766,829)	(586,270)	(1,180,559)
<b>Net Income (Loss) before capital contributions</b>	<b>183,013</b>	<b>1,541,636</b>	<b>(1,358,622)</b>
<b>Capital Contributions</b>			
Grants from US Government	-	1,800,850	(1,800,850)
Grants from GovGuam & Others	-	15,937	(15,937)
Total Capital Contributions	-	1,816,787	(1,816,787)
<b>Change in Net Assets</b>	<b>183,013</b>	<b>3,358,422</b>	<b>(3,175,409)</b>
<b>Debt Service Calculation</b>			
Earnings From Operations	1,949,842	2,127,906	
System Development Charge	(62,188)	(73,793)	
Retiree COLA	50,334	50,000	
Interest/Investment Income	59,794	69,146	
Depreciation	1,928,015	1,774,950	
<b>Balance Available for Debt Service per Section 6.12</b>	<b>3,925,797</b>	<b>3,948,209</b>	
Working Capital Reserve Available for Debt Service	965,043	963,645	
Transfer to Working Capital - Debt Service Reserve	-	-	
Transfer to Working Capital - O&M Reserve	-	-	
<b>Balance Available for Debt Service inclusive of reserves</b>	<b>4,890,840</b>	<b>4,911,854</b>	
<b>Debt Service</b>			
Principal	730,833	476,250	
Interest	2,117,099	2,137,785	
<b>Total</b>	<b>2,847,932</b>	<b>2,614,035</b>	
<b>Debt Service Coverage (1.25X) - per Section 6.12 (Indenture)</b>	<b>1.38</b>	<b>1.51</b>	
<b>Debt Service Coverage (1.75X) inclusive of reserves (PUC)</b>	<b>1.72</b>	<b>1.88</b>	

**GUAM WATERWORKS AUTHORITY**  
**Restricted and Unrestricted Cash Summary**  
**FY2019**

**SCHEDULE F**

Description	Unaudited October 31, 2019	Unaudited September 30, 2019	Increase (Decrease)
<b>UNRESTRICTED</b>			
Change Fund	2,000	2,000	-
Petty Cash	4,450	4,450	-
BOG Deposit Accounts	5,351,243	4,955,636	395,606
<b>Sub-total Unrestricted</b>	<b>5,357,692</b>	<b>4,962,086</b>	<b>395,606</b>
<b>RESTRICTED</b>			
ANZ Bank	55	23	55.41
Bank Pacific	11,297	12,321	(1,024)
Bank of Hawaii	102,171	220,486	(118,315)
Community First FCU	2,463	2,530	(67)
First Hawaiian Bank	16,205	11,761	4,444
Bank Pacific Surcharge	604,647	302,801	301,846
Bank Pacific Escrow Deposit	836,425	836,425	-
BOG Customer Refunds	1,846,034	1,871,553	(25,518)
BOG Emergency Reserve Fund	6,237	6,237	1
BOG Sewer Hookup Revolving Fund	67,101	67,094	7
BOG Subordinate Security Fund	859,233	859,233	-
BOG Operation and Maintenance Fund	3,083,482	3,083,482	-
BOG OMRRRF Fund	17,423,213	17,423,213	-
BOG Revenue Trust	349,741	1,113,675	(763,934)
BOG Revenue Trust Fund	8,771,055	7,613,000	1,158,055
BOG Capital Improvement Revenue Fund	1,010,385	1,001,292	9,093
BOG O & M Reserve	13,953,535	13,933,323	20,212
BOG Debt Service Reserve	11,580,511	11,563,736	16,774
BOG CapEx Fund	14,391,040	17,244,823	(2,853,783)
	<b>74,914,830</b>	<b>77,167,007</b>	<b>(2,252,155)</b>
BOG - SDC Deposit	2,531,632	2,024,365	507,267
BOG - SDC CDs	6,750,000	7,250,000	(500,000)
<b>Total SDC</b>	<b>9,281,632</b>	<b>9,274,365</b>	<b>7,267</b>
<b>Total Restricted</b>	<b>84,196,462</b>	<b>86,441,373</b>	<b>(2,244,888)</b>
<b>Reserve Funds</b>			
BOG Series 2013 Construction Fund	13,947,450	14,170,759	(223,310)
BOG Series 2014 Refunding Construction Fund	217,774	217,448	326
BOG Series 2016 Construction Fund	86,281,090	89,235,554	(2,954,464)
BOG Series 2017 Refunding Construction Fund	6,317,256	6,313,750	3,506
<b>Total Restricted - Held by Trustee</b>	<b>106,763,569</b>	<b>109,937,511</b>	<b>(3,173,942)</b>
USB Series 2013 Debt Service Fund	4,088,169	3,082,212	1,005,957
USB Series 2013 Debt Service Reserve Fund	12,031,688	12,031,688	-
USB Series 2014 Refunding Debt Service Fund	2,488,340	1,885,637	602,703
USB Series 2014 Refunding Debt Service Reserve Fund	7,842,540	7,798,212	44,328
USB Series 2016 Debt Service Fund	2,581,257	1,946,774	634,483
USB Series 2016 Debt Service Reserve Fund	7,591,999	7,591,999	-
USB Series 2010 Debt Service Fund	689,800	523,353	166,447
USB Series 2017 Refunding Debt Service Reserve Fund	7,566,460	7,566,460	-
USB Series 2017 Debt Service Fund	1,831,358	1,382,329	449,029
<b>Total Investments</b>	<b>46,711,610</b>	<b>43,808,664</b>	<b>2,902,946</b>
<b>Total Restricted and Unrestricted Cash</b>	<b>243,029,334</b>	<b>245,149,634</b>	<b>(2,120,278)</b>



Guam Waterworks Authority  
Accounts Receivable - Government (Active)  
October 31, 2019

## SCHEDULE G

## A G I N G

<u>Customer Name</u>	No. of Accounts	Current	31 - 60 days	61 - 90 days	91 - 120 days	Over 120 days	Total
Guam International Airport Authority	5	\$ 50,664	\$ 60,428	\$ 24,213	\$ 8,535	\$ 238,998	\$ 382,838
Guam Power Authority	22	181,227	61	-	-	-	181,288
Port Authority of Guam	2	1,175	-	-	-	-	1,175
Guam Memorial Hospital Authority	1	1,971	2,054	-	-	-	4,025
Guam Housing & Urban Renewal Authority	7	2,690	505	-	-	-	3,196
<b>Total Autonomous Agencies</b>	<b>37</b>	<b>\$ 237,727</b>	<b>\$ 63,049</b>	<b>\$ 24,213</b>	<b>\$ 8,535</b>	<b>\$ 238,998</b>	<b>\$ 572,521</b>
Department of Education	51	\$ 230,889	\$ 194,174	\$ 90,073	\$ 11,770	\$ 112,681	\$ 639,588
Department of Parks & Recreation	16	51,773	31,478	-	-	-	83,251
Mayors Council of Guam	60	16,043	10,368	1,527	849	43,670	72,456
Department of Public Works	11	16,034	7,303	-	-	-	23,337
Department of Chamorro Affairs	5	6,218	487	557	-	-	7,262
Department of Public Health & Social Services	7	3,674	592	316	-	-	4,582
Guam Fire Department	8	3,942	-	-	-	-	3,942
Department of Agriculture	2	2,163	-	-	-	-	2,163
Department of Military Affairs/Guarng	1	1,623	-	-	-	-	1,623
Department of Youth Affairs	3	1,579	-	-	-	-	1,579
Sanctuary Inc	1	1,528	-	-	-	-	1,528
Guam Police Department	2	1,181	-	-	-	-	1,181
Division of Senior Citizens, DPH&SS	2	558	351	-	-	-	908
Office of Civil Defense	1	501	-	-	-	-	501
Guam Veterans Affairs Office	2	496	-	-	-	-	496
Department of Customs & Quarantine	1	389	-	-	-	-	389
Guam Public Library	4	289	-	-	-	-	289
The Office of The Dededo Mayor	1	122	133	-	-	-	255
Department of Administration	1	199	-	-	-	-	199
Merizo Mayor	1	64	62	-	-	-	126
Vietnam Veteran of America	1	59	-	-	-	-	59
Department of Corrections	1	53	-	-	-	-	53
Guam Housing Corporation	1	31	-	-	-	-	31
<b>Total Line Agencies</b>	<b>132</b>	<b>\$ 108,518</b>	<b>\$ 50,775</b>	<b>\$ 2,400</b>	<b>\$ 849</b>	<b>\$ 43,670</b>	<b>\$ 206,211</b>
<b>Total as of October 31, 2019</b>	<b>169</b>	<b>\$ 346,245</b>	<b>\$ 113,823</b>	<b>\$ 26,613</b>	<b>\$ 9,384</b>	<b>\$ 282,668</b>	<b>\$ 778,733</b>

**Guam Waterworks Authority  
System Development Charge  
Report on Funding and Projects  
As of October 31, 2019**

<b>Funding Summary</b>	<b>Collections on Principal</b>	<b>Collections on ASDC Interest</b>	<b>Total</b>
Water	\$ 5,896,516	36,770	5,933,286
Wastewater	6,023,319	18,606	6,041,925
	<b>\$ 11,919,835</b>	<b>\$ 55,376</b>	<b>\$ 11,975,211</b>
Investment Income received			421,150
Total available project funds			<b>\$ 12,396,361</b>

**Projects Funded**

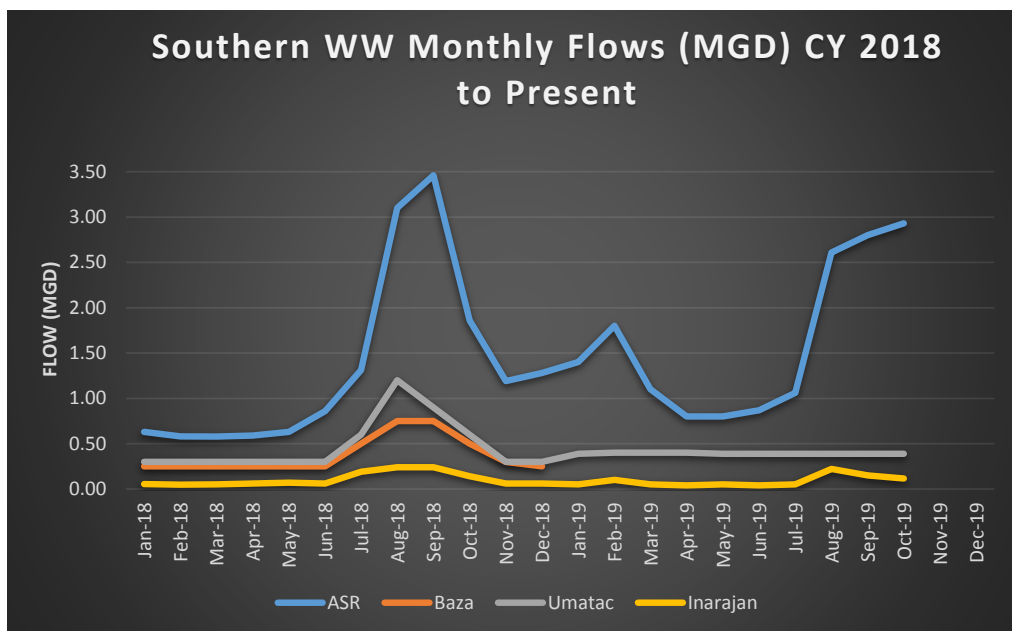
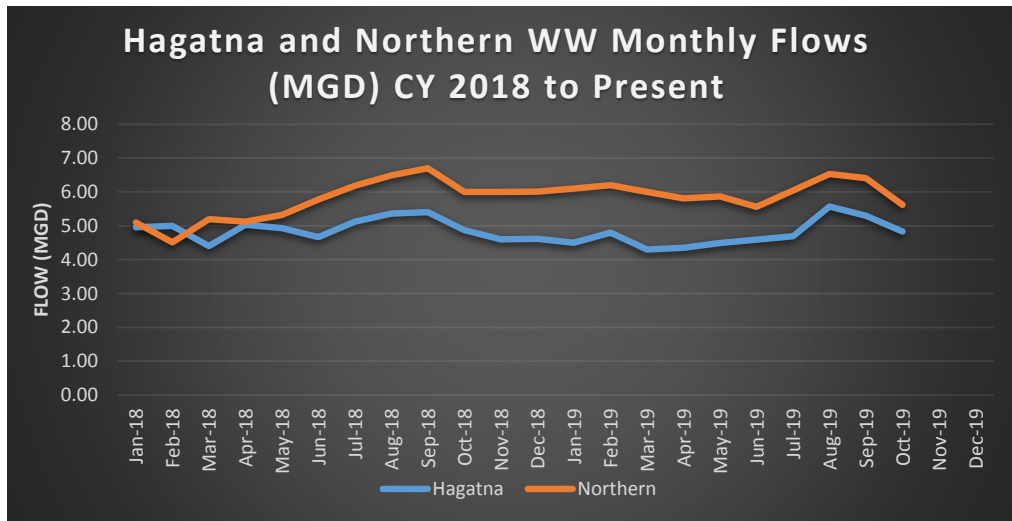
<b>Project Description</b>	<b>Expenditures</b>	<b>Outstanding Encumbrances</b>	<b>Expenditures and Encumbrances</b>
Agat-Santa Rita Wastewater Treatment Plant Replacement	983,436	636,607	1,620,043
Baza Gardens Wastewater Cross Island Pumping & Conveyance	944,549	209,422	1,153,971
Central Guam Reservoirs		280,040	280,040
Line Replacement Phase IV		256,937	256,937
Northern DWWTP		5,422,599	5,422,599
Northern DWWTP (Land Purchase)	1,000,000		1,000,000
Route 4 Relief Sewerline Rehab & Replacement		399,869	399,869
South Paulino Heights Waterline Upgrade	71,104	4,972	76,076
Talofofo Sewer Improvement		241,142	241,142
<b>Total</b>	<b>\$ 2,999,089</b>	<b>\$ 7,451,587</b>	<b>\$ 10,450,676</b>

**Wastewater Treatment Plant Average Monthly Flows Million Gallons Per Day**

2017	Hagatna	Northern	ASR	Baza	Umatac	Inarajan
Jan-17	6.00	5.69	0.89	0.31	0.35	0.09
Feb-17	6.00	5.61	0.76	0.24	0.30	0.09
Mar-17	6.00	5.62	0.78	0.24	0.30	0.06
Apr-17	6.00	5.58	0.95	0.24	0.30	0.08
May-17	5.59	5.26	0.86	0.25	0.30	0.06
Jun-17	6.00	5.36	0.77	0.23	0.30	0.05
Jul-17	5.94	5.33	0.74	0.25	0.30	0.05
Aug-17	6.57	5.77	1.16	0.29	0.30	0.08
Sep-17	6.23	5.84	2.08	0.25	0.30	0.12
Oct-17	6.82	5.96	2.05	0.25	0.30	0.23
Nov-17	6.01	5.78	0.85	0.25	0.30	0.07
Dec-17	5.49	5.79	0.73	0.25	0.30	0.06
<b>2017 Average MGD</b>	<b>6.05</b>	<b>5.63</b>	<b>1.05</b>	<b>0.25</b>	<b>0.30</b>	<b>0.09</b>
<b>2017 Total MGY</b>	<b>2,210</b>	<b>2,056</b>	<b>384</b>	<b>93</b>	<b>111</b>	<b>32</b>

2018	Hagatna	Northern	ASR	Baza	Umatac	Inarajan
Jan-18	4.96	5.10	0.63	0.25	0.30	0.05
Feb-18	5.00	4.51	0.58	0.25	0.30	0.05
Mar-18	4.40	5.20	0.58	0.25	0.30	0.05
Apr-18	5.03	5.12	0.59	0.25	0.30	0.06
May-18	4.93	5.32	0.63	0.25	0.30	0.07
Jun-18	4.67	5.78	0.86	0.25	0.30	0.06
Jul-18	5.12	6.18	1.31	0.50	0.60	0.19
Aug-18	5.36	6.49	3.10	0.75	1.20	0.24
Sep-18	5.40	6.70	3.46	0.75	0.90	0.24
Oct-18	4.87	6.00	1.86	0.50	0.60	0.14
Nov-18	4.60	6.00	1.19	0.30	0.30	0.06
Dec-18	4.62	6.01	1.28	0.25	0.30	0.06
<b>2018 Average MGD</b>	<b>4.91</b>	<b>5.70</b>	<b>1.34</b>	<b>0.38</b>	<b>0.48</b>	<b>0.11</b>
<b>2018 Total MGY</b>	<b>1,793</b>	<b>2,081</b>	<b>489</b>	<b>138</b>	<b>173</b>	<b>39</b>

2019	Hagatna	Northern	ASR	Baza	Umatac	Inarajan
Jan-19	4.50	6.10	1.40		0.39	0.05
Feb-19	4.80	6.20	1.80		0.40	0.10
Mar-19	4.30	6.00	1.10		0.40	0.05
Apr-19	4.35	5.81	0.80		0.40	0.04
May-19	4.49	5.87	0.80		0.39	0.05
Jun-19	4.59	5.56	0.87		0.39	0.04
Jul-19	4.69	6.04	1.06		0.39	0.05
Aug-19	5.57	6.53	2.61		0.39	0.22
Sep-19	5.30	6.41	2.80		0.39	0.15
Oct-19	4.83	5.62	2.93		0.39	0.12
Nov-19						
Dec-19						
<b>2019 Average MGD</b>	<b>4.74</b>	<b>6.01</b>	<b>1.62</b>		<b>0.39</b>	<b>0.09</b>
<b>2019 Total MGY</b>	<b>1,731</b>	<b>2,195</b>	<b>590</b>	<b>-</b>	<b>143</b>	<b>32</b>

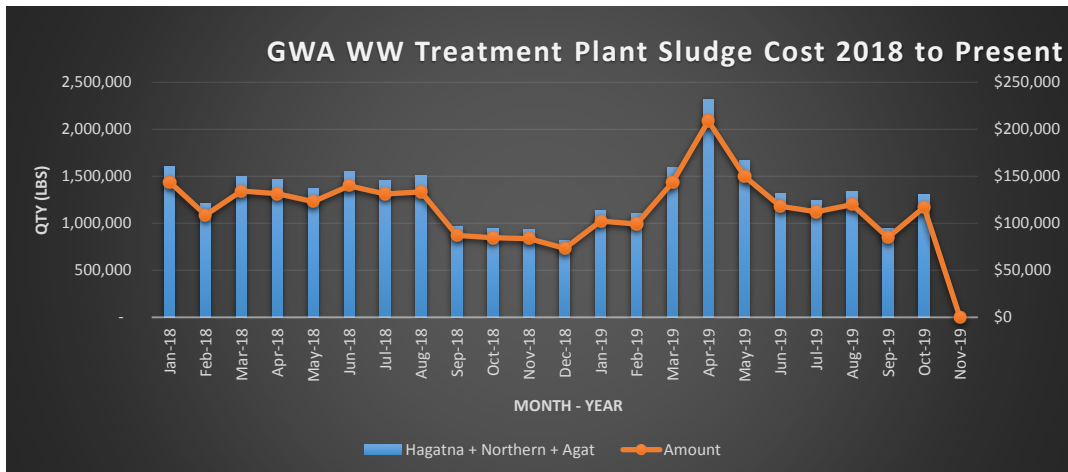
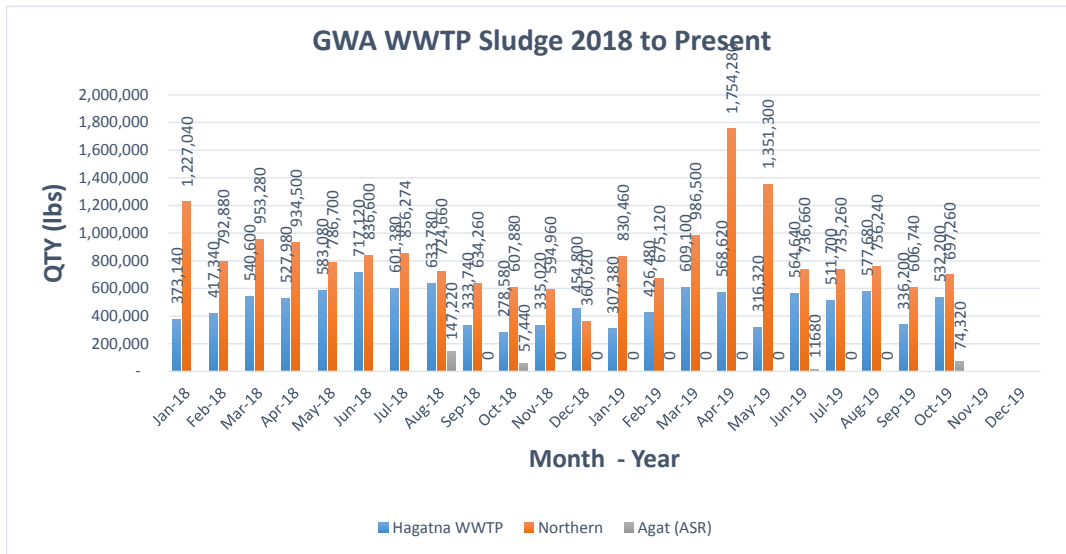


GWA Work Session - November 19, 2019 - DIVISION REPORTS

2017 Month- Yr	Hagatna WWTP		Northern		Hagatna and Northern	
	Qty lbs	Amount \$	Qty lbs	Amount \$	Qty lbs	Amount \$
Jan-17	247,440	\$22,270	1,283,000	\$115,470.0	1,530,440	\$137,740
Feb-17	282,180	\$25,396	920,480	\$82,843.2	1,202,660	\$108,239
Mar-17	497,660	\$44,789	880,780	\$79,270.2	1,378,440	\$124,060
Apr-17	577,246	\$51,952	796,560	\$71,690.4	1,373,806	\$123,643
May-17	660,840	\$59,476	859,260	\$77,333.4	1,520,100	\$136,809
Jun-17	505,160	\$45,464	913,760	\$82,238.4	1,418,920	\$127,703
Jul-17	462,420	\$41,618	1,423,168	\$128,085.1	1,885,588	\$169,703
Aug-17	694,420	\$62,498	690,200	\$62,118.0	1,384,620	\$124,616
Sep-17	341,020	\$30,692	981,280	\$88,315.2	1,322,300	\$119,007
Oct-17	474,020	\$42,662	846,180	\$76,156.2	1,320,200	\$118,818
Nov-17	500,020	\$45,002	968,260	\$87,143.4	1,468,280	\$132,145
Dec-17	584,809	\$52,633	810,960	\$72,986.4	1,395,769	\$125,619
Grand Total	5827235	\$524,451	11373888	\$1,023,649.9	17201123	\$1,548,101

2018 Month- Yr	Hagatna WWTP		Northern		Agat (ASR)		Hagatna + Northern + Agat	
	Qty lbs	Amount \$	Qty lbs	Amount \$	Qty lbs	Amount \$	Qty lbs	Amount \$
Jan-18	373,140	\$33,583	1,227,040	\$110,434			1,600,180	\$144,016
Feb-18	417,340	\$37,561	792,880	\$71,359			1,210,220	\$108,920
Mar-18	540,600	\$48,654	953,280	\$85,795			1,493,880	\$134,449
Apr-18	527,980	\$47,518	934,500	\$84,105			1,462,480	\$131,623
May-18	583,080	\$52,477	786,700	\$70,803			1,369,780	\$123,280
Jun-18	717,120	\$64,541	836,600	\$75,294			1,553,720	\$139,835
Jul-18	601,380	\$54,124	856,274	\$77,065			1,457,654	\$131,189
Aug-18	633,780	\$57,040	724,660	\$63,469	147,220	\$12,894	1,505,660	\$133,404
Sep-18	333,740	\$30,037	634,260	\$57,083	0	\$0	968,000	\$87,120
Oct-18	278,580	\$25,072	607,880	\$54,709	57,440	\$4,993	943,900	\$84,774
Nov-18	335,020	\$30,152	594,960	\$53,546	0	\$0	929,980	\$83,698
Dec-18	454,800	\$40,932	360,620	\$32,456	0	\$0	815,420	\$73,388
Grand Total	5,796,560	\$521,690	9,309,654	\$836,119	204,660	\$17,887	15310874	\$1,375,696

2019 Month- Yr	Hagatna WWTP		Northern		Agat (ASR)		Hagatna + Northern + Agat	
	Qty lbs	Amount \$	Qty lbs	Amount \$	Qty lbs	Amount \$	Qty lbs	Amount \$
Jan-19	307,380	\$27,664	830,460	\$74,741.4	0	\$0	1,137,840	\$102,406
Feb-19	426,480	\$38,383	675,120	\$60,760.8	0	\$0	1,101,600	\$99,144
Mar-19	609,100	\$54,819	986,500	\$88,785.0	0	\$0	1,595,600	\$143,604
Apr-19	568,620	\$51,176	1,754,280	\$157,885.2	0	\$0	2,322,900	\$209,061
May-19	316,320	\$28,469	1,351,300	\$121,617.0	0	\$0	1,667,620	\$150,086
Jun-19	564,640	\$50,818	736,660	\$66,299.4	11680	\$1,051	1,312,980	\$118,168
Jul-19	511,700	\$46,053	735,260	\$66,173.4	0	\$0	1,246,960	\$112,226
Aug-19	577,680	\$51,991	756,240	\$68,061.6	0	\$0	1,333,920	\$120,053
Sep-19	336,200	\$30,258	606,740	\$54,606.6		\$0	942,940	\$84,865
Oct-19	532,200	\$47,898	697,260	\$62,753.4	74,320	\$6,689	1,303,780	\$117,340
Nov-19		\$0		\$0.0		\$0	-	\$0
Dec-19		\$0		\$0.0		\$0	-	\$0
Grand Total	4,750,320	\$427,529	9,129,820	\$821,683.8	86,000	\$7,740	13966140	\$1,256,953



Guam Waterworks Authority		Date: 10/31/2019	 GUAM WATERWORKS AUTHORITY WATER DISTRIBUTION FACILITIES REPORT
		Time:	
REVIEWS			
TOTAL PUMPS INSTALLED	50	OVERALL AVERAGE	94%
TOTAL PUMPS OPERATIONAL	47	% OF OPERATING PUMPS	94%
TOTAL BOOSTER PUMP STATIONS	25		

Northern District													
NO:	FACILITY	PUMP HORSEPOWER	NO OF INSTALLED PUMPS	NO OF OPERATIONAL PUMPS	PUMP AVAILABILITY %	GENERATOR OPERATIONAL FAULT	ATS MANUAL/AUTO	PUMP UNIT REMARKS	WORK ORDER NO:	VALVES, ELECTRICAL,STRUCTURAL REMARKS	WORK ORDER NO:	ESTIMATED REPAIR DATE	PUMP AND MOTOR INVENTORY
1	Gavirero	20	2	2	100%	OP	A						
2	Mataquac	25	2	2	100%	OP	A						
3	Santa Rosa	15	2	2	100%	OP	A						
4	Hyundai	40	2	1	50%	OP	A	Pump # 1 requires pump and motor. Station undergoing renovation with new pumps installed.				Estimate completion for pump station renovation September 2019. New pumps will be installed.	
5	Access	60	2	2	100%	OP	A						
6	ChIn, Palauan	5	2	1	50%	N/A		Pump # 2 offline, replacement required. Motor in stock, additional piping work required.					
7	Nimitz Hill	7.5	2	2	100%	N/A							
8	Adawaq	1.5	1	1	100%	N/A							
9	Pale Kiren	1	1	1	100%	N/A							
10	Ulloa/Untalan	1	2	2	100%	OP	A						
11	Latte Heights	15	2	2	100%	OP	A						
TOTAL = 11			20	18	90%								
pump availability =no of operational pumps/no of pumos*100%													

Central District													
NO:	FACILITY	PUMP HORSEPOWER	NO OF INSTALLED PUMPS	NO OF OPERATIONAL PUMPS	PUMP AVAILABILITY %	GENERATOR OPERATIONAL FAULT	ATS MANUAL/AUTO	PUMP UNIT REMARKS	WORK ORDER NO:	VALVES, ELECTRICAL, STRUCTURAL REMARKS	WORK ORDER NO:	ESTIMATED REPAIR DATE	UPDATES
1	Pago	150 / 100	3	3	100%	OP	A						
2	Brigade	60	3	3	100%	OP	A						
3	Windward Hills	200 / 75	3	3	100%	OP	A						
4	Santa Rita Spring	40	2	2	100%	OP	A						
5	Santa Ana (Lower)	25	2	2	100%	N/A		Pump # 1 is operational on manual.		Check vavle for pump #1 not working properly.		Estimated completion date delayed due to scheduling.	
6	Camacho	1	1	1	100%	N/A							
7	Tenorio	1.5	1	1	100%	N/A							
Total=7			15	15	100%								
pump availability =no of operational pumps/no of pumps*100%													

Southern District													
NO:	FACILITY	PUMP HORSEPOWER	NO OF INSTALLED PUMPS	NO OF OPERATIONAL PUMPS	PUMP AVAILABILITY %	GENERATOR OPERATIONAL FAULT	ATS MANUAL/AUTO	PUMP UNIT REMARKS	WORK ORDER NO:	VALVES, ELECTRICAL, STRUCTURAL REMARKS	WORK ORDER NO:	ESTIMATED REPAIR DATE	UPDATES
1	Maloloi Line	125 / 50	3	3	100%	OP	A						
2	Geus	25	2	2	100%	OP	A						
3	Piqua	7.5	2	2	100%	N/A							
4	Toguan	25	2	2	100%	OP	A						
5	WBP-2	25	2	2	100%	OP	A						
6	WBP-1	5	2	1	50%	OP	A	Pump # 1 impeller requires replacement.					
7	Maloloi Elevated	15	2	2	100%	OP	A						
	Total=7		15	14	93%								
pump availability =no of operational pumps/no of pumps*100%													



## Guam Waterworks Authority

## VEHICLE FLEET STATUS

10/31/2019

EQUIPMENT STATUS					SUMMARY						
Description	Number of Equipment	Number of Equipment Available	Number of Equipment Not Available	Percentage	Operational	Operational w/Rprs Pending	Not in Operation- Accident (Docs Pending)	Not in Operation- Assessment Pending	Not in Operation- Repairs Pending	Not in Operation- Vendor Repairs	Recommend Survey
Backhoe	4	2	2	50%	2	0	0	0	0	1	1
Bobcat	1	0	1	0%	0	0	0	0	0	0	1
Boom Truck	2	0	2	0%	0	0	0	0	0	1	1
Crane	1	0	1	0%	0	0	0	1	0	0	0
Dump Truck	3	1	2	33%	1	0	0	0	0	0	2
Flat Bed	0	0	0	#DIV/0!	0	0	0	0	0	0	0
Forklift	6	5	1	83%	5	0	0	0	1	0	0
Fuel Tanker	1	1	0	100%	1	0	0	0	0	0	0
Heavy Duty	8	7	1	88%	7	0	0	0	0	0	1
Hoist Rig	1	0	1	0%	0	0	0	1	0	0	0
Light	169	125	44	74%	122	3	2	5	4	4	29
Mini Backhoe	4	2	2	50%	2	0	0	0	0	2	0
Pumper Truck	1	1	0	100%	1	0	0	0	0	0	0
Skidster	1	0	1	0%	0	0	0	0	1	0	0
Sludge Truck	5	3	2	60%	2	1	0	0	0	2	0
Tow	0	0	0	0%	0	0	0	0	0	0	0
Tractor	2	2	0	100%	2	0	0	0	0	0	0
Tractor Mower	1	1	0	100%	1	0	0	0	0	0	0
Trailer	15	11	4	73%	11	0	0	0	3	0	1
Trencher	1	0	1	0%	0	0	0	1	0	0	0
Vaccon	1	0	1	0%	0	0	0	0	1	0	0
Vacuum Truck	3	2	1	67%	2	0	0	0	0	1	0
Water Buffalo	2	2	0	100%	2	0	0	0	0	0	0
Water Tanker	4	4	0	100%	4	0	0	0	0	0	0
Compressor	1	1	0	100%	1	0	0	0	0	0	0
Total	252	176	67		176	4	2	8	10	11	36



GWA Work Session - November 19, 2019 - DIVISION REPORTS

Guam Waterworks Authority		Date: 11/8/2019	
		Time:	
REVIEWS			
TOTAL PUMPS INSTALLED	175	OVERALL AVERAGE	82%
TOTAL PUMPS OPERATIONAL	134	% OF OPERATING PUMPS	77%
TOTAL PUMP STATIONS	80		



GUAM WATERWORKS AUTHORITY

WASTEWATER FACILITIES REPORT

Northern District													
NO:	FACILITY	PRIORITY LISTED	NO OF INSTALLED PUMPS	NO OF OPERATIONAL PUMPS	PUMP AVAILABILITY %	GENERATOR OPERATIONAL FAULT	ATS MANUAL/AUTO	PUMP UNIT REMARKS	WORK ORDER NO:	VALVES, ELECTRICAL,STRUCTURAL REMARKS	WORK ORDER NO:	ESTIMATED REPAIR DATE	UPDATES
1	FLUTA	1	4	3	75%	OP	A	pump 3 secured due to bearing issue					
2	SOUTHERN LINK	1	4	2	50%	OP	A	P#1 in for rewinding at Washland. P#2 awaiting repair		Line 4 discharge clogged. VFD #3 & #4 awaiting repair.			
3	ROUTE 16	1	4	4	100%	OP	OP			#2 and #4 secured due to ongoing contractor work.			
4	YPAO	1	2	2	100%	OP	A	Pump 2 removed due to leakage from housing (in for welding); utilizing machanao pump and volute on line.					
5	YIGO	1	3	1	33%	OP	A	Pump #2 & #3 awaiting repairs.					
6	HARMON	2	2	1	50%	OP	M	Pump #1 in for repairs.					OR# 35069
7	MACHECHE	2	2	2	100%	GPA	A						
8	LATTE DOUBLE TROUBLE	2	2	1	50%	GPA	A	P#2 removed for repairs. Bearing issue					
9	LATTE SUBMARINE	2	2	2	100%	GPA	A						
10	MACHANAO	2	2	1	50%	OP	M	#1 pump and volute utilized at Ypao					
11	YPAOPAO ESTATES	1	3	3	100%	GPA	A						
12	PGD	2	2	1	50%	NO	A	pump 2 burnt, removed for rewinding at Washland					
13	LATTE PLANTATION	2	2	2	100%	GPA	A						
14	PASEO DE ORO	2	2	2	100%	OP	A						
15	ASTUMBO #1	2	2	2	100%	OP	A						
16	ASTUMBO #2	2	2	1	50%	OP	A	Pump 2 removed. Awaiting repairs.					
17	FEMA '96	2	2	1	50%	OP	A	P#1 removed. Awaiting rewinding.					
18	LATTE SUNRISE	2	2	1	50%		A	Pump #2 removed, installed at Asan Bypass					
19	HAFA ADAI	2	2	2	100%	NO	A						
20	PACIFIC LATTE	2	2	1	50%	OP	A	P#2 awaiting rewinding.					
21	SANTA ANA	2	2	1	50%		M	P#2 burnt, in for rewinding					
22	ZERO DOWN	2	2	2	100%	NO							
Total	22		52	38	73%								
pump availability =no of operational pumps/no of pumps*100%													

GWA Work Session - November 19, 2019 - DIVISION REPORTS

Central District													
NO:	FACILITY	PRIORITY LISTED	NO OF INSTALLED PUMPS	NO OF OPERATIONAL PUMPS	PUMP AVAILABILITY %	GENERATOR OPERATIONAL FAULT	ATS MANUAL/AUTO	PUMP UNIT REMARKS	WORK ORDER NO:	VALVES, ELECTRICAL, STRUCTURAL REMARKS	WORK ORDER NO:	ESTIMATED REPAIR DATE	UPDATES
1	AGANA MAN	1	4	2	50%	OP	A	Pump 4 awaiting install.		line 2 & 4 clogged riser. Awaiting cleaning.			
2	CHAOT	1	3	2	67%	OP	A	P#2 being repaired @ Washland					
3	MAMAJANAO	1	3	2	67%	MANUAL	A	pump 1 awaiting refit.					
4	BARRIGADA	1	2	2	100%	GPA	A						
5	BAYSIDE	1	1	1	100%	Op	A						
6	TAI MANGILAO	1	3	3	100%	GPA	A						
7	MONGMONG/TOTO	2	2	2	100%	OP	A						
8	PAGO DOUBLE	1	3	1	33%	M	A	PUMP #1 IN NEED OF REPLACEMENT. Pump #2 requires replacement needed.		CIP WRITE UP COMPLETED & NOW UNDERGOING PROCESS FOR SIGNATURES			
9	MANGILAO	1	2	2	100%	GPA	A						
10	PITI	1	2	1	50%	GPA	A	P#2 in for rewinding.		P#2 need contactor			
11	ASAN	1	2	2	100%	GPA	A						
12	SINAJANA	2	2	1	50%	GPA	A	pump #2 used at asan by-pass					
13	DARY ROAD	1	2	2	100%	OP	A						
14	FLORA GARDENS	2	2	2	100%	INOP	A						
15	ORDOT	2	2	1	50%	INOP	A			Pump #2 awaiting electrical hook-up.			
16	CHALAN PAGO #5	2	2	2	100%	INOP	A						
17	COMMERCIAL PORT	1	3	1	33%	OP	A	P#2 and P#3 in for repairs.					
18	CHALAN PAGO #3	2	2	2	100%	OP	A						
19	CABRAS ISLAND	1	2	2	100%	PORTABLE	M						
20	ALLPANG COVE	1	2	2	100%	OP	A						
21	WHITE EJECTOR	1	2	2	100%	GPA	A						
22	TOTO GARDENS	2	2	2	100%	NONE	A	pump 2 awaiting rewinding, new pump installed on 1					
23	NAMO	2	1	1	100%	NONE	NONE						
24	CASIMERO	2	2	1	50%	NONE	NONE	P#1 awaiting rewinding at RCG					
25	LEYANG	2	2	2	100%	OP							
26	SAGAN BONITA 1	2	2	2	100%	OP							
27	SAGAN BONITA 2	2	2	1	50%	OP	A	P#2 secured due to thermal sensor.					
28	FADIAN	2	2	2	100%	OP	A						
29	DEIRO ROAD	2	2	2	100%	OP				P#2 not running on auto			
Total	29		63	50	79%								
Pump availability = no of operational pumps/no of pumps*100%													

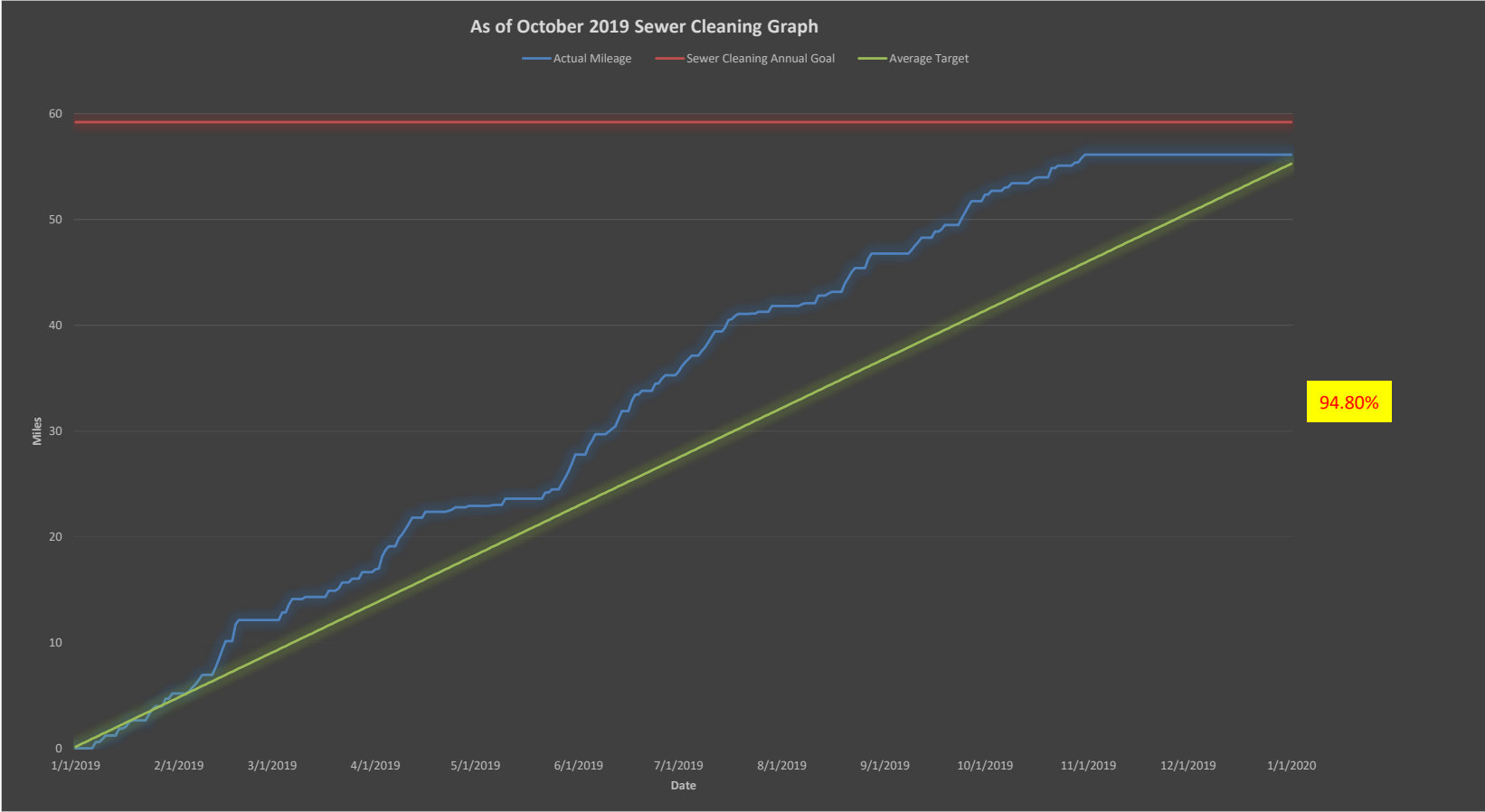
# GWA Work Session - November 19, 2019 - DIVISION REPORTS

Southern District													
NO:	FACILITY	PRIORITY LISTED	NO OF INSTALLED PUMPS	NO OF OPERATIONAL PUMPS	PUMP AVAILABILITY %	GENERATOR OPERATIONAL FAULT	ATS MANUAL/AUTO	PUMP UNIT REMARKS	WORK ORDER NO:	VALVES, ELECTRICAL, STRUCTURAL REMARKS	WORK ORDER NO:	ESTIMATED REPAIR DATE	UPDATES
1	GAAN #1	1	4	4	100%	Op	A	#4 SECURED ON STANDBY (10-3-19 pump#2 secured by maintenance due to discharge valve actuator is damaged and will schedule to remove pump#4 actuator to install on pump#2		LEAK REPAIRS REQUIRED TO LEAK DETECTION SYSTEM. QUOTATION RECEIVED FROM US\$ \$7,000+ FOR REPAIRS. OR#34383 (5-24-19)			
2	PUMP STATION #11	1	2	1	50%	GPA	A	Pump #1 & #2 burnt. New request for fiscal 2019-20. Utilizing Station 16 pump.					
3	PUMP STATION #12	2	2	1	50%	GPA	A	Pump #1 @ JMI due to seal failure. Pump #2 burnt, removed for rewinding. Utilizing new pump. New pump is enroute from JMI.					
4	PUMP STATION #13	1	2	1	50%	GPA	A	pump 2 removed for rewinding. Utilizing new pump.		station secured by contractor			
5	PUMP STATION #14	2	2	1	50%	GPA	A	Pump #1 in for repair.					
6	PUMP STATION #15	2	2	1	50%	GPA	A	Pump #2 being used at Gaan By-pass.					
7	PUMP STATION #16	2	2	1	50%	GPA	A	Pump #2 removed / BEING UTILIZED AT STATION 11					
8	PUMP STATION #17	2	2	1	50%	GPA	A	10-18-19 Electricians determined that Pump#1 motor is grounded. Requested maintenance team to remove for repairs.	19-10-0629				
9	PUMP STATION #18	2	2	1	50%	GPA	A	8-10-19 pump #1 grounded, pump unit removed by Maint. Team for repair. Pending completion.					
10	INARAJAN MAN	1	2	2	100%	OP	A						
11	INARAJAN LIFT	1	2	1	50%	OP	M	New WLO Pump installed on line #1. 10.18.19		Awaiting Electrical hook-up for new WLO Pump.			
12	TALOFOFO	1	2	2	100%	OP	A	9-10-19 Pump#2 on stand-by, not pumping and reading low amps. Maint. Crew & Electricians secured unit. Maintenance will be scheduling to back-wash. NOTES: Type of check valve is useless therefore maintenance crew will need to remove top cover.		6-6-19 Exhaust blower for wet well is defective and needs replacement. Requested for electricians to relocate the existing blower unit at the old Agat treatment plant wet well and install it at Talofolo.			
13	PAGACHAO	2	2	2	100%	PORTABLE	A						
14	CHALIGAN	2	2	2	100%	Op	A						
15	EJECTOR #2	2	2	1	50%	no	ATS	8-6-19 Compressor#2 secured due to breaker was removed by electricians and is being utilized at Ejector #5 compressor#2	19-10-0102	#2 secured due to breaker being used at Ejector #5.			
16	EJECTOR #3	2	2	2	100%	no	ATS						
17	EJECTOR #4	2	2	2	100%	OP	M						
18	EJECTOR #5	2	2	1	50%	PORTABLE	M	#2 compressor and motor awaiting upgrade from 2hp to 5hp.				pending purchase of motor units	
19	EJECTOR #6	2	2	2	100%	OP	M	10-29-19 Compressor#1 secured due to burnt motor. New 2 H.P. motor needed for replacement	19-11-0076				
20	EJECTOR #7	2	2	1	50%	OP	M	Motor #2 removed. Awaiting replacement.					
21	NORTH REYES	2	2	1	50%	OP	M	Pump 2 in for rewinding and new power cable.					
22	LEYON #3	2	2	2	100%	OP	A						
23	LEYON #4	2	2	2	100%	OP	A						
24	MTL PUMP STATION	1	1	1	100%	OP	ATS						
25	BAZA GARDENS	2	3	3	100%	OP	ATS						
26	WINDWARD HILLS	1	3	2	67%	OP	ATS	PUMPS 2 & 3 IN FOR REWIND AND SEALS UTILIZING SPARE PUMP.					
27	APLACHAO	2	3	3	100%	OP	ATS						
Total	27		98	44	76%								

Pump availability = no of operational pumps/no of pumps\*100%

GWA Work Session - November 19, 2019 - DIVISION REPORTS

Bypass													
NO:	FACILITY	PRIORITY LISTED	NO OF INSTALLED PUMPS	NO OF OPERATIONAL PUMPS	PUMP AVAILABILITY %	GENERATOR OPERATIONAL FAULT	ATS MANUAL/AUTO	PUMP UNIT REMARKS	WORK ORDER NO:	VALVES, ELECTRICAL, STRUCTURAL REMARKS	WORK ORDER NO:	ESTIMATED REPAIR DATE	UPDATES
1	Gaan Bypass	1	1	1	100%								
2	Asan By-pass	1	1	1	100%								
Total	2		2	2	100%								



	January	February	March	April	May	June	July	August	September	October	November	December	Miles Completed	Miles Remaining
SEWER CLEANING	5.25	6.90	4.50	6.20	4.90	7.40	6.60	5.00	5.00	4.40			56.15	3.05

**5 miles a month required, 59.2 miles a year to complete for 2019 (296 miles to complete in 5 years)**

59.2 miles x 5 years = 296 miles  
296 miles / 5yrs = 59.2 miles a year required to be completed  
59.2 miles /12 months = 4.93 miles a month required to be completed  
4.92 miles x 5,280 = 25,977.6ft. / 4 weeks = 6,494.4ft. Per week required to be completed  
6,494.4ft / 5 days = 1,298.8ft required to be completed daily