

Generation SPCC Inspection Report (cont.)

Item #	POWER PLANT LOCATIONS	FINDINGS		RECOMMENDATION /REMARKS	STATUS	RESPONSIBLE	COMPLETION DATE	DUE DATE	INITIAL FINDINGS DATE	
4	MANENGGON DIESEL	1	Fuel Storage Tanks Area	Newly painted Fuel tanks	Maintain					
		2	Pipeline	Newly painted Pipeline.	Maintain					
		3	Secondary containment	Secondary containment and drainage are clean.	Maintain					
		4	Supply Return Line	Newly repainted refilling valves.	Maintain	Completed		05/29/2024	ASAP	11/30/23
		5	HOUSEKEEPING	The facility is clean.	Maintain					
5	PITI #7 Combustion Turbine POWER PLANT	1	Main Fuel Tank	No integrity testing	Conduct integrity testing.			ASAP	04/25/23	
		2	Main Diesel tank pipeline	Corroded main diesel tank pipeline.	Repair pipe			ASAP	4/25/2023	
		3	Main Diesel Tank fuel loading valve	Main diesel tank fuel loading valve is leaking.	Repair valve			ASAP	3/29/2024	
		4	STI Findings of Fuel Tanks 1 & 2	a. No catwalk above the top of the fuel tanks.	Install catwalk with safety rail to access for inspections, maintenance and safety.			ASAP	3/22/2023	
				b. Corroded tank support.	Repair corroded Tank support.			ASAP	3/22/2023	
				c. No emergency fuel shut off (EFSO) valve at the loading area.	Install EFSO			ASAP	3/22/2023	
5	Diesel Fuel Tanks 1 & 2 pipeline	Corroded Diesel Fuel Tanks 1 & 2 pipeline.	Repair pipe.			ASAP	02/23/23			
6	TALOFOFO DIESEL	1	Main Fuel Tank Shell	Due for maintenance	Tank shell has been cleaned.	05/29/24: Paint coating reapplication is pending.		ASAP	11/29/23	
		2	Outside Facility	Empty tank outside facility awaiting disposal.	Disposal ongoing	05/29/24: Ongoing		ASAP	04/19/2024	
		3	Talofofo Engine Room	Good housekeeping	Maintain					
7	TENJO DIESEL	1	Tank 1	Corroded tank supports.	Remove corrosion and recoat.	05/30/2024: Ongoing		ASAP	2023	
		2	Tanks 1 & 2	Tanks 1 and 2 corroded tank shells	Remove corrosion and recoat.	Tank 1 - Completed Tank 2 - Ongoing (05/30/2024: Corrosion remains underneath the tank)		ASAP	2023	
		3	Tanks 1 & 2	Tanks 1 and 2 corroded supply and return lines.	Remove corrosion and recoat.	Completed		05/30/2024	ASAP	2023

Generation SPCC Inspection Report (cont.)

Item #	POWER PLANT LOCATIONS	FINDINGS	RECOMMENDATION /REMARKS	STATUS	RESPONSIBLE	COMPLETION DATE	DUE DATE	INITIAL FINDINGS DATE
8	YIGO CT	1 Fuel Storage Tanks Area	Tank shell corrosion remaining on Tank #130 and #140.	Remove corrosion, treat and recoat.	05/29/2024: Ongoing corrosion removal and coating repair &		ASAP	Dec. 2021
		2	Heavy corrosion on each tank manway cover and collar. Tank #110 - #140.	Remove corrosion, treat and recoat.	05/29/2024: Upcoming corrosion removal and coating repair &		ASAP	02/27/23
		3	Corrosion of tank vents. Tank #110 - #140.	Remove corrosion, treat and recoat.	05/29/2024: Ongoing corrosion removal and coating repair &		ASAP	Dec. 2021
		4	Coating bubbled on bottom of Tank#130	Replace coating.	05/29/2024: Ongoing corrosion removal and coating repair &		ASAP	03/29/24
		5 Pipeline	Pipes to Tank #110 suffering from corrosion. Potential leak danger.	Remove corrosion, treat and recoat.			ASAP	01/31/23
		6	Supply/return pipelines are free of leak and mitigated of corrosion	Maintain				
		7 Security	Flow and drain valves of Tank #110 - 140 padlocked. Loading/unloading lines sealed. Power plant guarded with security, gate and fences.	Maintain				
		8 Secondary containment	Containment is free of oil spill, requires no draining and free from weeds or debris.	Maintain				
		9 Housekeeping	Good housekeeping in indoor facility and plant grounds.	Maintain				

Generation SPCC Inspection Report (cont.)

Item #	POWER PLANT LOCATIONS	FINDINGS	RECOMMENDATION /REMARKS	STATUS	RESPONSIBLE	COMPLETION DATE	DUE DATE	INITIAL FINDINGS DATE	
9	YIGO DIESEL	1 Diesel Fuel Storage Tanks Area	Diesel fuel storage tanks experiencing leaks and spilled oil.	Clean up spilled oil and contaminated grounds.			ASAP	01/30/24	
		2 Pipeline	Vulnerable supply pipeline next to roadway. Pipeline in reasonable good	Place traffic cones or barriers for vulnerable roadside pipeline.			ASAP	01/30/24	
		3 Generator Day Tanks:	Site clearance and relocation of generators and transformers completed. Clean up of major contaminated soil is complete.	Clean up of contaminated soil for new Aggreko units is complete. GPA side and Aggreko side of power plant established.			05/29/2024	ASAP	01/30/24
		4	Original units and transformers all moved to East side of power plant. These units still experiencing leaks and soil.	Repair leaks and clean up spills on GPA side.				ASAP	05/29/24
		5 Container Storage and Handling	Stored waste oil drums and empty drums observed at the back of facility.	Keep oil drums on stable surfaces with secondary containment. Dispose / recycle retired drums and containers.				ASAP	02/21/2024

PLANNING & REGULATORY DIVISION REPORT

The following summarizes P&R's activities for the month of May 2024

INSPECTIONS/MONITORING

- Best Management Practices (BMP) Weekly Inspection/Report – Cabras Power Plant
- Monthly Spill Prevention, Control and Countermeasures (SPCC) Inspection/Report – Cabras Power Plant, Macheche, Dededo, Yigo CT, Talofoto, MDI, Tenjo Diesel, Piti 7 Power Plants, IP&E fuel Farm.
- Reviews monthly Continuous Emissions Monitoring System (CEMS) report and monitors TRC's O & M for Tenjo Diesel. Coordinates Operations and Maintenance with TRC.
- Emissions and Limits Tracking for GPA Power Plants
 - Monitoring CO and NOx emissions of the Yigo Diesel generators not to exceed the allowable limit.
 - GPA Plants Limits based on Hours and/or Fuel Use
- Yigo Diesel environmental inspection
- Annual Spill Prevention, Control and Countermeasures (SPCC) Inspection/Report for Water Systems Diesel (WSD)

ENVIRONMENTAL DISPOSAL & MITIGATION

- Coordinate Used oil draining and hauling for Cabras Tanks 3 & 4 and various GPA sites
- Responded to 2 inquiries from Guam EPA on heavy smoke from Piti 8 & 9. One of the Units was starting up in both instances.
- Bucket truck oil spill response Royal Bics Tamuning

PROCUREMENT

Coordination with procurement on the following bids/continuing contracts:

- PO No. 31909 - Registration of ALL qualified GPA & GWA aboveground storage tanks (ASTs) in accordance with GEPA Division 3, of 10GCA, Chapter 76A. Application for new operating permit for 243 ASTs for RY2023 (coverage: July 1,2023 – June 30, 2024). Status: Pending issuance of new permit.
- GPA-RFP-24-005 Decommissioning and Retirement Plan for Cabras Power Plant, STEP 1 Bid Evaluation completed.
 - APR: Sent request for STEP 2 Priced Proposal
 - MAY: reviewed priced proposal and sent request for clarifications
- GPA-RFP-24-004 Continuous Emissions Monitoring System (CEMS) & Rice MACT Operations and Maintenance STEP 1 Bid Evaluation completed.
 - APR: Sent request for STEP 2 Priced Proposal.
 - MAY: reviewed Priced proposal. Sent request for clarification
- GPA-RFP-24-001 Annual Emission Testing STEP 1 Bid Evaluation completed.
 - APR: Sent request for STEP 2 Priced Proposal.

- MAY: reviewed price proposal. Will send clarification request after Jean's signature
- Bid Evaluation for GPA-048-24 and GPA-053-24 Miscellaneous Generators
 - Bid and price proposal reviews

REPORTING

- Monthly NSPS reports for CT's and Diesel plants submitted to GEPA and US EPA

STATE IMPLEMENTATION PLAN

- Rec'd new set of comments from US EPA via GEPA. Currently working on response.

TEMPORARY/EMERGENCY GENERATION

Coordinating closely with Guam EPA on the following

- Tenjo Vista Area -
 - Had meetings with Guam EPA to discuss options (Dec. 11 & 13)
 - Conducted site visit/inspection for temporary power generation site at Tenjo and TRISTAR area
 - JAN: Coordinating with Dept. of Agriculture, Div. of Aquatic & Wildlife Resources (DAWR); U.S. Fish and Wildlife Service (USFWS) and; Julianna Blas (GPA)
 - **FEB: On hold till further notice**
 - APR: gave clarification to Julianna regarding the emission limits
- Yigo Diesel – replacing old/damaged Aggreko Units
 - Sent Guam EPA DRAFT permit modification letter
 - JAN: reviewed proposals from Aggreko
 - FEB: Sent draft memo to Guam EPA for review
 - MAR: has meeting with GEPA to discuss permit modification
 - APR: working on draft permit with confirmed plan of 24 new units and retaining 18 old units
 - APR: The cleanup initiative at the Yigo Diesel Power Plant, focusing on the AGGREKO section, has commenced. It is projected to conclude, inclusive of backfilling, by May 3, 2024. Additionally, soil samples have been taken and two composites are to be expected.
 - MAY: Yigo Diesel (AGGREKO Side) clean-up has been completed.
 - MAY: Met with GEPA. Turned in latest draft. Clarified that we are able to continue operating on current permit. Application Fees for renewal, changes, etc. TBD by GEPA

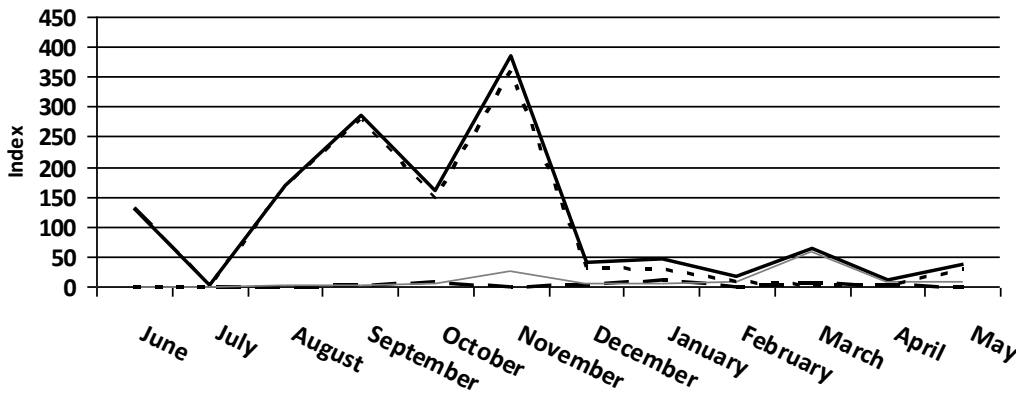
OTHER

- Attended LNG Pre-development study meetings with SPORD, Stanley, K&M, Stakeholders, May 13 – 16

- Bond Refunding Documents – updating Environmental sections (Air, Water, General) of the document as requested by Finance
- Grant Tracking Table – updated info regarding the DERA Grant as requested by AGMETS
- AST-STI Inspector Training - Ervin Pascual and Michael Kasala attended off-island training from May 13-17 in Maryland USA and were Certified as our new GPA Tank Inspectors

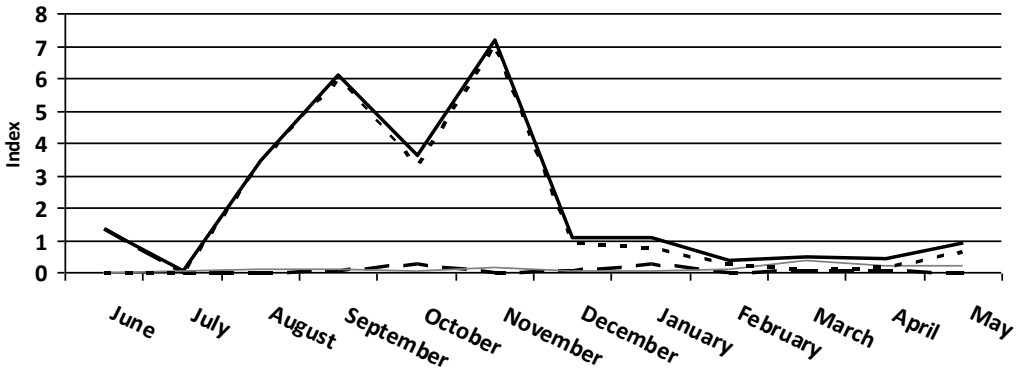


(Item 1.1,1.2,1.5) May 2024 SAIDI = 1,355.69 ↑ (1,339.92)



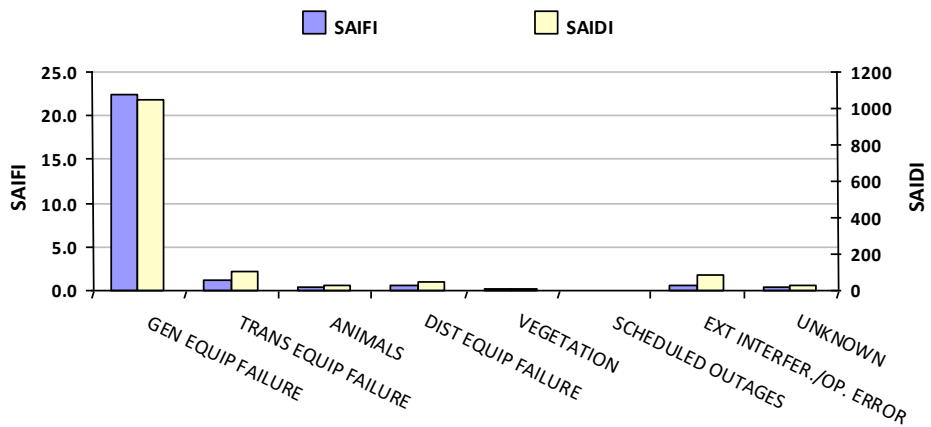
ALL
 GEN=1,051.20
 (1,031.12) ↑
 TRANS=166.02
 (168.13) ↓
 DIST=138.47
 (140.67) ↓

(Item 1.1,1.2,1.5) May 2024 SAIFI = 26.14 ↑ (25.67)



ALL
 GEN=22.58
 (22.15) ↑
 TRANS=2.07
 (2.15) ↓
 DIST=1.50
 (1.37) ↑

(Item 1.9) 12-Month Cause Contributions to Reliability

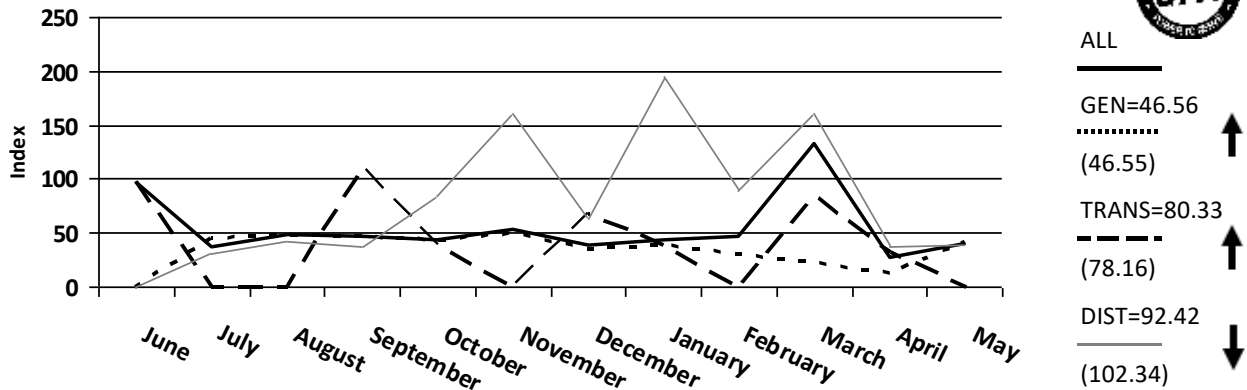


GEN EQUIP FAILURE
 F:83.5% D:77.5%
 TRANS EQUIP FAILURE
 F:5.0% D:8.0%
 ANIMALS
 F:2.4% D:2.0%
 DIST EQUIP FAILURE
 F:3.2% D:3.4%
 VEGETATION
 F:0.7% D:0.5%
 SCHEDULED OUTAGES
 F:0.9% D:0.3%
 EXT INTERFER./OP. ERROR
 F:2.2% D:6.0%
 UNKNOWN
 F:2.2% D:2.3%

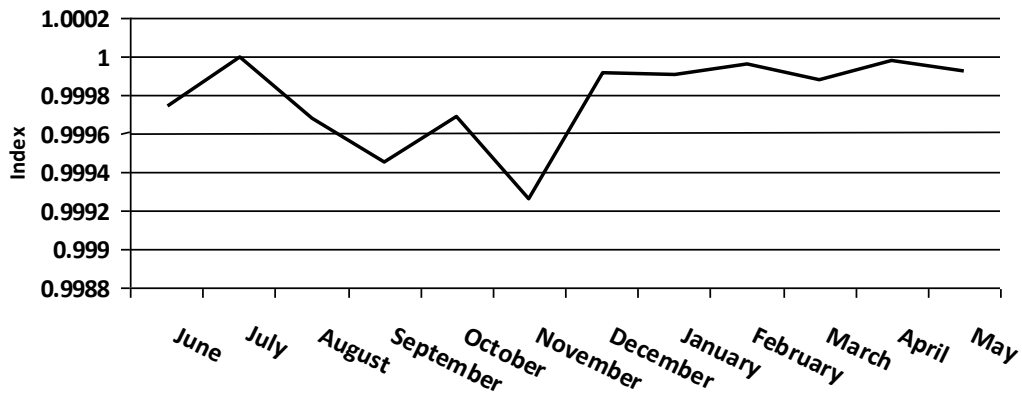
As of May 31, 2024



(Item 1.1,1.2,1.5) May 2024 CAIDI = 51.86 ↓ (52.19)



(Item 1.1,1.2,1.5) May 2024 ASAI = 0.9974 ↓ (0.9975)



(Item 1.4) Top 5 Worst Feeders Distribution Causes

#	Feeder	Outage Count
1	P340	6
2	P283	6
3	P005	5
4	P262	5
5	P310	5

(Item 1.4) Top 5 Distribution Outage Causes

#	Outage Cause	Count
1	Overhead Equipment	39
2	Snakes	18
3	Substation Equipment	11
4	Vehicles	7
5	Vegetation	7

(Item 1.3) Outage Count

TOTAL	UFLS	Non-UFLS
2227	121	2106

(Item 1.3) UFLS Contribution to Reliability

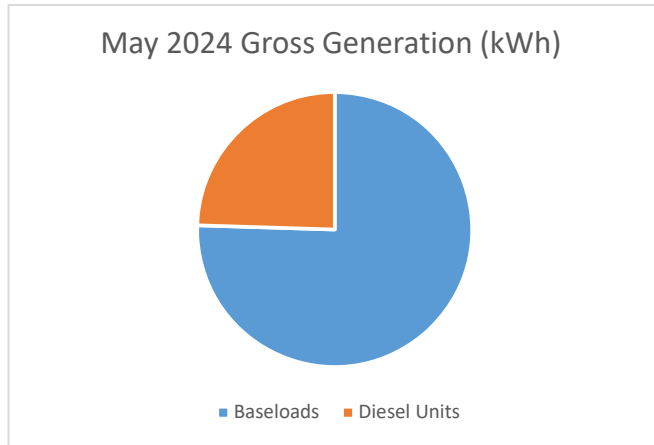
SAIDI	SAIFI	CAIDI
7.64	0.43	17.81

As of May 31, 2024

Production Data May 2024

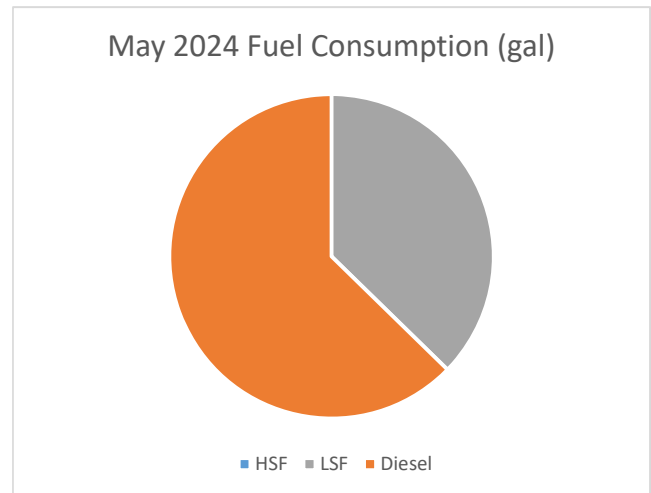
2024 Gross Generation (kWh)

Month	Baseloads	Diesel Units
January	90,244,300	30,249,809
February	87,181,700	23,231,987
March	98,964,200	22,220,553
April	97,297,810	29,466,144
May	102,925,200	33,440,083
June		
July		
August		
September		
October		
November		
December		



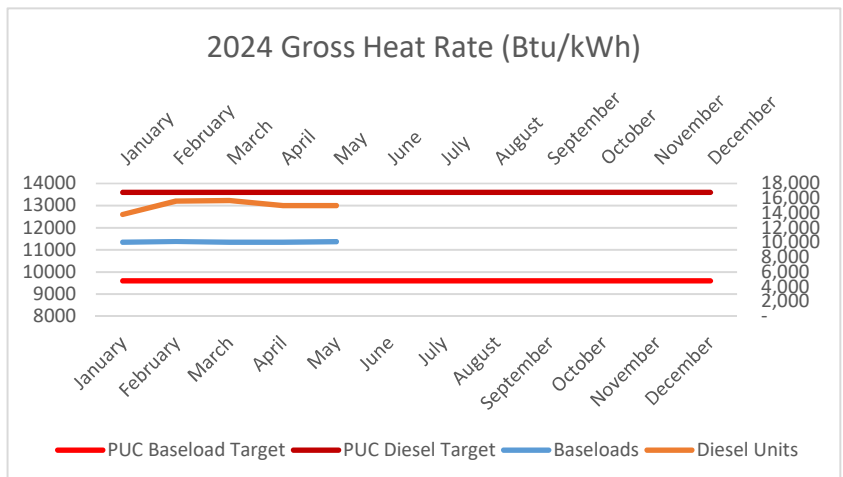
2024 Fuel Consumption (gal)

Month	Baseloads		Diesel Units
	HSF	LSF	Diesel
January	-	2,821,521	6,503,747
February	-	3,341,955	5,419,669
March	-	3,893,174	5,536,107
April	-	3,722,788	6,270,139
May	-	4,053,230	6,810,122
June	-		
July	-		
August	-		
September	-		
October	-		
November	-		
December	-		



2024 Gross Heat Rate (Btu/kWh)

Month	Baseloads	Diesel Units
January	10,052	13,817
February	10,141	15,621
March	10,064	15,707
April	10,054	15,005
May	10,111	15,008
June		
July		
August		
September		
October		
November		
December		



NET METERING
May 2024

	<u>Quantity</u>	<u>Connected kVA</u>
Completed	2,670	35,435
Pending	1	7
Grand Total	2,671	35,442

Rate Class and Technology			
Technology	Schedule	Customer Count	Total kW
Solar Energy	R - Residential	2,454	25,025.94
	J - Gen Service Dmc	90	5,514.67
	K - Small Gov Dmd	20	911.06
	L - Large Governme	2	122.80
	P - Large Power	16	1,446.70
	G - Gen Serv Non-D	79	2,331.31
	S - Sm Gov Non-Dm	7	78.80
Wind Turbine	R - Residential	2	3.60
Grand Total		2,670	35,434.88

Projection ending date: 12/31/2024				
Customer Rate Class	Sum of Size (kW)	*Annual Projected kWh Generated	Non-Fuel Yield \$/kWh	Estimated Annual Revenue Loss
R	25,029.54	36,808,612	0.087492	\$ 3,220,460.12
J	5,514.67	7,898,873	0.125682	\$ 992,746.39
K	911.06	1,102,646	0.133883	\$ 147,625.65
L	122.80	198,931	0.129809	\$ 25,823.01
P	1,446.70	2,054,830	0.109950	\$ 225,928.65
G	2,331.31	3,640,001	0.145397	\$ 529,245.29
S	78.80	122,287	0.147902	\$ 18,086.47
Grand Total	35,434.88	51,826,180		\$ 5,159,915.58

*Estimated number of hours from NREL for Guam (13.4 degrees North and 144 degrees East).

Estimated Annual Revenue Loss		
Year	Estimated kWh	*Total Estimated Cost
2023	51,855,874	\$ 5,162,513.56
2022	47,962,892	\$ 4,760,505.76
2021	42,545,416	\$ 4,146,394.89
2020	39,941,816	\$ 3,874,385.68
2019	36,806,287	\$ 3,546,649.04
2018	34,981,036	\$ 3,521,130.12
2017	28,242,917	\$ 2,828,834.71
2016	21,867,383	\$ 2,200,794.56
2015	7,383,621	\$ 856,921.27
2014	3,137,212	\$ 410,558.94
2013	1,556,949	\$ 178,996.00
2012	494,672	\$ 58,545.89
2011	170,070	\$ 18,177.13
2010	98,830	\$ 8,483.27
2009	23,912	\$ 1,656.87

*Source for effective yield rate from the Year End Revenue Reports (12 month Average Yield)

NET METERING
May 2024

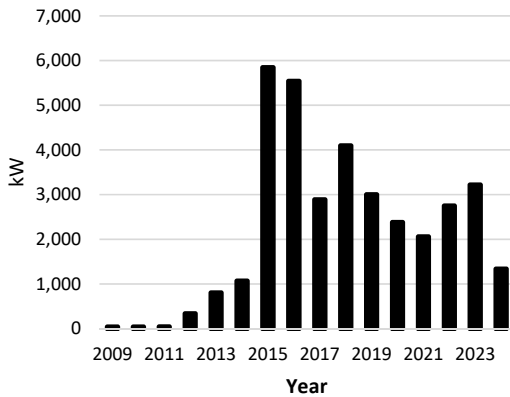
Customer Count and Connected kW by Feeder						
Status	Feeder	Net Metering	Connected kW	Customer Count	% of Feeder Maximum kW	% of Feeder Minimum Daytime kW
Completed	P-005	456.95		40	26.5%	53.2%
	P-046	404.29		44	9.5%	14.6%
	P-088	1,132.78		96	18.8%	29.8%
	P-089	992.01		102	22.2%	53.4%
	P-111	477.50		9	8.9%	15.5%
	P-203	898.22		50	12.0%	34.0%
	P-204	164.18		18	3.5%	7.2%
	P-205	225.48		11	4.7%	8.0%
	P-210	1,063.50		82	20.8%	28.2%
	P-212	1,453.20		124	35.1%	90.9%
	P-213	672.61		21	25.7%	34.5%
	P-220	278.97		29	45.8%	143.8%
	P-221	743.14		72	16.9%	33.6%
	P-223	772.87		72	32.5%	46.3%
	P-240	178.55		5	2.7%	24.0%
	P-245	687.28		14	13.7%	29.4%
	P-250	1,822.02		157	28.0%	49.2%
	P-251	361.74		17	14.5%	22.4%
	P-253	1,277.57		115	28.4%	44.9%
	P-262	1,601.47		151	42.1%	100.8%
	P-280	762.69		43	42.4%	78.9%
	P-281	300.90		6	10.7%	29.9%
	P-282	231.75		6	6.2%	18.7%
	P-283	882.19		70	24.4%	41.8%
	P-294	1,637.97		147	37.8%	74.9%
	P-301	309.90		30	21.9%	39.0%
	P-311	1,810.01		82	45.4%	77.6%
	P-322	2,460.34		141	32.4%	64.4%
	P-323	305.28		21	6.5%	20.1%
	P-330	943.54		107	17.3%	34.9%
	P-331	1,020.59		106	16.2%	26.2%
	P-332	1,156.28		101	20.5%	30.0%
	P-340	707.27		60	39.0%	85.8%
	P-087	1,706.18		165	43.4%	68.1%
	P-252	720.05		40	17.1%	34.8%
	P-321	826.80		56	14.8%	16.6%
	P-260	138.56		13	20.1%	69.3%
	P-067	86.20		10	1.0%	1.3%
	P-312	256.96		10	15.4%	17.9%
	P-206	136.08		7	13.9%	25.2%
P-242	23.75		2	0.4%	1.1%	
P-310	230.97		11	8.4%	15.4%	
P-261	554.46		57	20.0%	34.4%	
P-201	259.06		13	7.3%	13.0%	
P-007	85.86		8	11.9%	25.3%	
P-244	86.56		3	4.9%	5.0%	
P-202	280.10		9	8.6%	20.8%	
P-341	33.95		3	2.9%	12.9%	
P-401	117.00		2	10.3%	17.3%	
P-400	127.60		8	13.3%	13.5%	
P-241	19.72		1	0.5%	0.7%	
P-290	58.74		4	8.2%	36.3%	
Completed Total		35,434.88		2,670		
pending	Pending	7.31		1	0.0%	0.0%
pending Total		7.31		1	0.0%	0.0%
Grand Total		35,442.19		2,671		
	Feeders highlighted in yellow indicates renewable energy capacity has reached 25% of minimum daytime load.					
	Feeders highlighted in red indicates renewable energy capacity has reached 75% of minimum daytime load.					

NET METERING May 2024

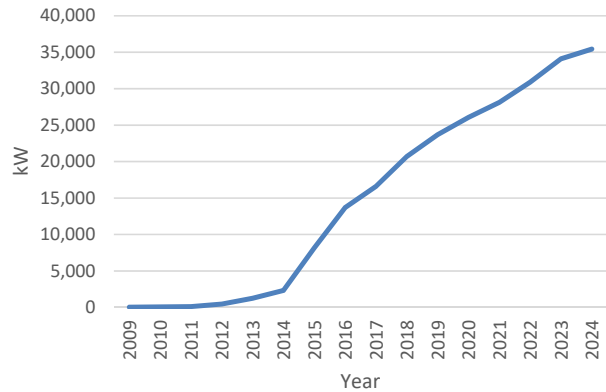
Installed kW by Year		
Year	Total	Cumulative
2009	39.46	39.46
2010	39.20	78.66
2011	41.61	120.27
2012	334.61	454.88
2013	803.15	1,258.03
2014	1,067.04	2,325.07
2015	5,843.21	8,168.28
2016	5,540.61	13,708.88
2017	2,887.33	16,596.21
2018	4,096.13	20,692.34
2019	3,002.17	23,694.51
2020	2,380.16	26,074.67
2021	2,058.69	28,133.36
2022	2749.25	30,882.61
2023	3218.08	34,100.69
2024	1,334.19	35,434.88
Grand Total	35,434.88	

Customer Count by Year		
Year	Total	Cumulative
2009	7	7
2010	2	9
2011	6	15
2012	26	41
2013	65	106
2014	93	199
2015	560	759
2016	528	1,287
2017	298	1,585
2018	291	1,876
2019	190	2,066
2020	97	2,163
2021	126	2,289
2022	140	2,429
2023	179	2,608
2024	62	2,670
Grand Total	2,670	

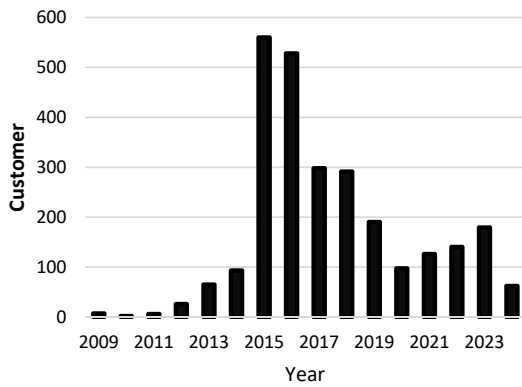
Yearly Installed kW



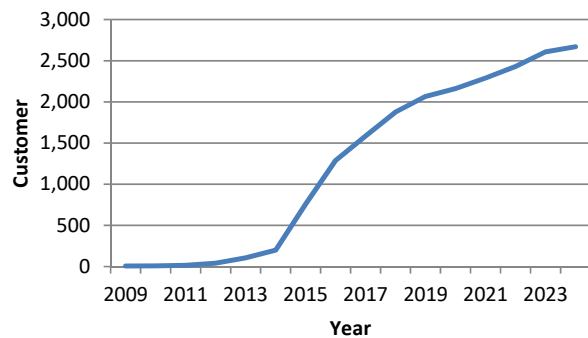
Cumulative Installed kW



Yearly Connected Customer Count



Cumulative Connected Customer Count



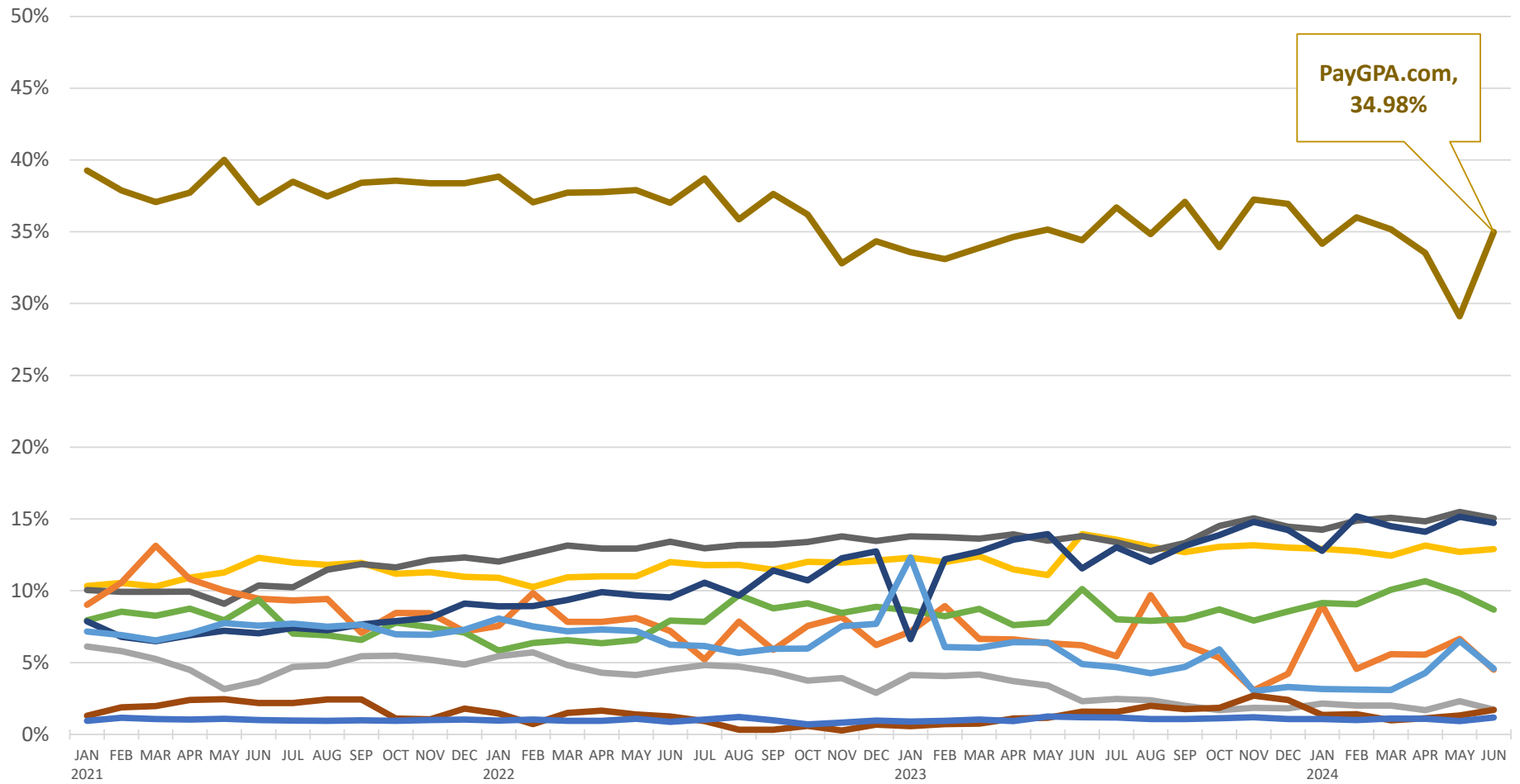
GPA Work Session - July 18, 2024 - GM REPORT

ENGINEERING WORK ORDERS

Engineering Work Order Summary - May 2024	
Work Orders Received from CSR	132
Work Orders Processed & Released to T&D	77
Work Orders Processed & Released to CSR	N/A
Work Orders Cancelled	0
Work Orders Pending Survey	8
Total Pending WO at Engineering	140

Engineering Large Customer, GPI and Net Metering Tracking						
Date Identified	Customer Name	Work Order Numbers	Location	kVA	Meter Qty	Status
3/1/2018	Docomo Pacific Inc., New Data Center	Pending Application	Talofoto	3,000	1	New Data Center. Planned to come off P-260 and P-262. 0% Completed. Currently in design pending updates from designer.
10/10/18	Don Sadwahn (Industrial Subdivision)	465341	Harmon	4,000	80	New Industrial Subdivision pending submission of meter applications. Work orders for the streetlights and the new GWA pump station have been forwarded to T&D. Pending new customers ~80 lots. 1 lot in progress
05/14/19	Joyrich Group LLC	Multiple	Tamuning	150	17	New 17 Unit Apartments, 90% completed, 150 kVA. No recent progress.
11/19/20	Paradise Subdivision (Old Price Rd)	Pending Applications	Mangilao	170	17	17 Unit subdivision, pending submission of plans and permitting. 75%
04/06/21	LF Corp ABA American Grocery	4885427	Barrigada	500	1	New American Grocery. This is 92% completed.
06/30/21	Guam Five Star Corporation (Sienna Gardens)	Multiple	Dededo	1,160	116	New 116 Unit Subdivision, 45 application submitted, 100 Applications pending, 45 units completed and energized. Pending submission of applications for the remaining units.
08/01/21	DPW Primary Village and Secondary	Multiple	Island Wide	29.7	394	New Streetlight 445 street light applications released to T&D as of July 31, 2022.
10/31/21	GTA Data Center (Camp Watkins)	Pending Application	Tamuning	2,500	1	New Data Center, 2500 kVA, pending submission of revised plans showing 13.8 kv primary metered facilities. GTA looking at adding a 34.5 kv backup up to 6MVA. Temporary power completed. Primary underground conduits and manholes completed. Primary metering cabinet pending.
11/01/21	IT&E Data Center (Harmon)	Pending Application	Tamuning	2,500	3	New Data Center, 2500 kVA, installed 3-500kva xfmsr till 1500kva procured. GPI ongoing. Pending GPI for reroute of P-240 and P-245
05/02/23	Missile Defense Agency Sites (MDA)	Pending Application	Various Locations Islandwide	36,500	TBD	5 sites for only MDA, pending additional loads from other military agencies. Loading update 5/2/2023. Most loads will be connected via transmission or from military substations. Final still pending.
08/21/23	Hon Hui (Tumon) Former royal palm	Pending Application	Tumon	3,500	1	No application yet.
09/15/23	Wellborn Yigo housing across Mormon church	Pending Application	Yigo	500	100	Customer has submitted civil design.
09/15/23	Possible 36 unit apartments across Ladera	Pending Application	Mangilao	180	36	Pending Application.
09/15/23	Canton Tasi(Palisade) subdivision Tiyan	Pending Application	Tiyan	120	20	Pending Application.
09/21/23	Army GDS 3 (former Navy Turner Housing, Nimitz Hill)	Pending Application	Nimitz Hill	306		Coordination with NAVFAC. Expected for Year 2027
09/21/23	Army GDS 11A (NEXRAD/Eagle's Field)	Pending Application	Mangilao	175	1	Coordination with NAVFAC
10/11/23	Army, Dandan	Pending Application	Talofoto	287	1	Pending more information
10/11/23	Army, Site No. 12	Pending Application	TBD	163	1	Pending more information
10/11/23	Army, Site No. 13	Pending Application	TBD	163	1	Pending more information
09/21/23	Army, P-549 Battalion Headquarters	Pending Application	Radio Barrigada	400	1	GPA proposed using navy feeder. Navy requested to use P-213.
09/21/23	Sunshine Subdivision Chalan Kirida	Pending Application	Mangilao	65		Backroad Subdivision. Civil works only.
11/13/23	10 Unit Apartment	Pending Application	Mangilao	50	10	Iglesias St. (near Ladera); Pending design plans/drawings.
12/29/23	J524 Development, LLC Tract 10441	Pending Application	Yigo	963	82	Formerly Lot No. 7134; East of Latte Estates; Full Underground per Application No. 2024-03 under V. Project Description; Proposed main line to come from housing on left. (Design load 963 kVA)
12/05/23	CoreTech Batching Plant Upgrade	507774	Dededo	500	1	Proposed increase from 225kVA to 750kVA
02/15/24	Leolabs Space Radar Station	Pending Application	Malojloj	700	1	Proposed at old NASA site
02/16/24	NAVFAC (National Guard Readiness Center)	Pending Application	Barrigada	665	1	FY22 MILCON Project P-052 National Guard; Main breaker 1200A 277/480V, Genset 800A
03/04/24	American Grocery	Pending Application	Barrigada	1,800	20	Pending final punch list
03/04/24	JolliBee	508971	Agana	300	1	Pending easements
03/04/24	UOG Student Success Center	Pending Application	Mangilao	1,000	1	Design approved
03/04/24	UOG School of Engineering	Pending Application	Mangilao	225	1	Construction in progress
03/04/24	UOG WERI bldg.	Pending Application	Mangilao	225	1	Design approved
03/04/24	UOG School of Health - Nursing Annex	Pending Application	Mangilao	125	1	Design approved on 3/14/2024
03/04/24	Simon Sanchez High school	Pending Application	Yigo	3,000	3	Design at 90%
03/04/24	Warehouse, harmon L5159-R5	Pending Application	Harmon	300	1	Design approved
03/04/24	Merizo Basketball Gym	Pending Application	Merizo	75	1	Design approved
03/04/24	FQ Sanchez school Rehabilitation	Pending Application	Merizo	225	1	Pending approval of plans
03/04/24	NAN Inc, Tiyan Warehouse	Pending Application	Tiyan	300	4	Pending design plans
03/21/24	Telecommunication Facility; Jacobs (Ajit Abraham)	Pending Application	Dededo	4,359	1	Will request for 34.5kv service using the Tango line; Location right side of road before GWA waste water treatment plant
03/21/24	Summer Vista Phase 2 (Coretech)	Pending Application	Dededo	680	136	Pending more information
03/21/24	Summer Vista Phase 3 (Coretech)	Pending Application	Dededo	680	136	Pending more information
03/21/24	Tumon Riviera Condo (Coretech)	Pending Application	Tumon	230	46	Pending more information
03/21/24	Ukudu Barracks (Coretech)	Pending Application	Dededo	80	16	Pending more information
03/21/24	Precision Systems Inc.	506425	Dededo	200	1	Strip Mall and gasoline station; Corner of Ysengsong and Route 3; Civil works in progress
03/21/24	Mc Donalds Dededo	Pending Application	Dededo	100	1	Same lot as Precision Systems Inc.
03/21/24	Mc Donalds Mangilao (Nakoa guam)	506743	Mangilao	100	1	Pending more information
04/01/24	Cold Storage Expansion	Pending Application	Barrigada	300	1	Pending more information
04/01/24	Bank and strip Mall Route 1&3	Pending Application	Dededo	500	3	Pending more information
Varies	Pending Net Metering Customers	Varies	Various Locations Islandwide		65	Pending Net Metering Customers
Total				73,986	1,394	

Customer Service (Administration Division)
 Percentage of transactions by collection point
 January 2021 - June 2024



**PayGPA.com,
34.98%**

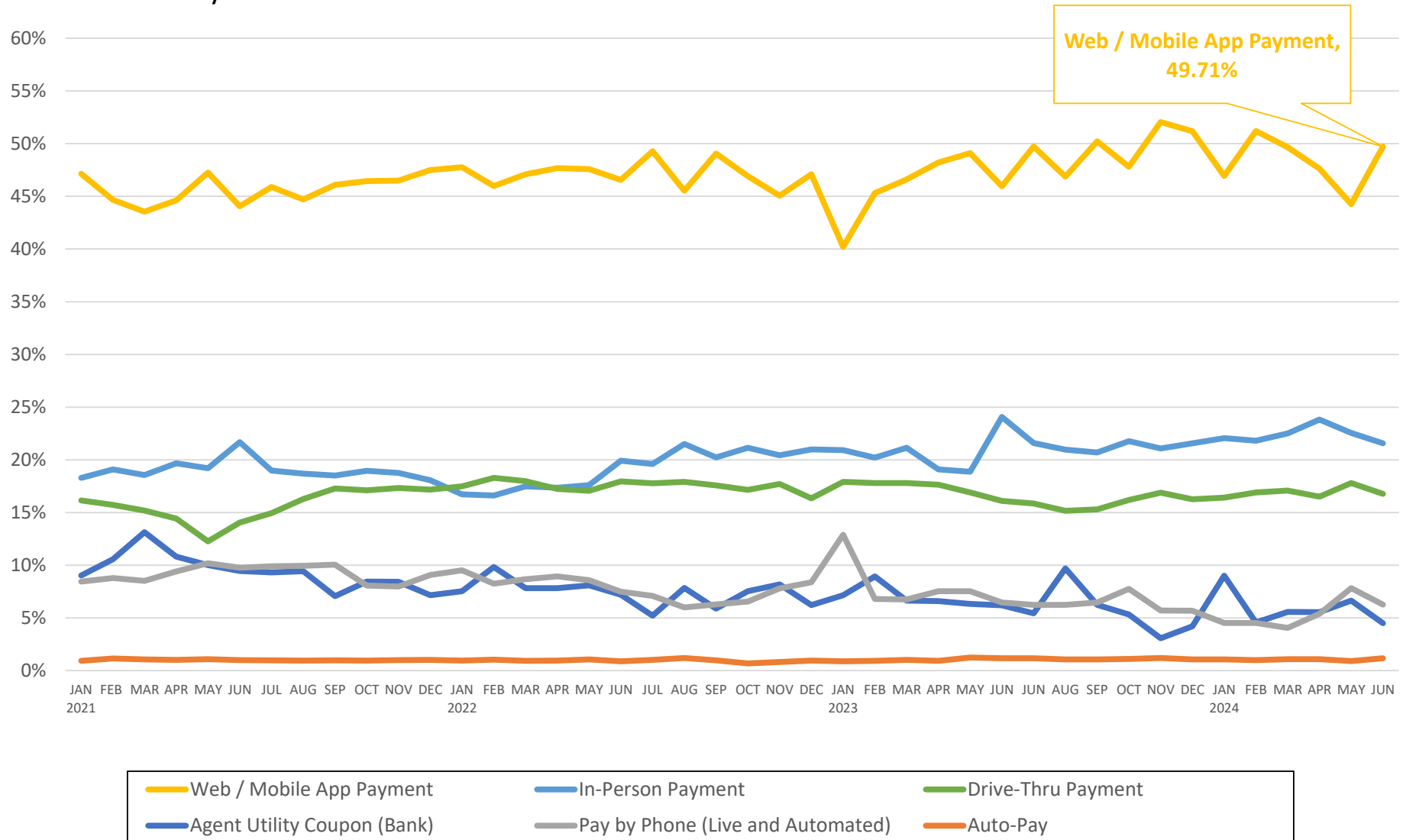


Customer Service (Administration Division)

Percentage of transactions by collection platform type

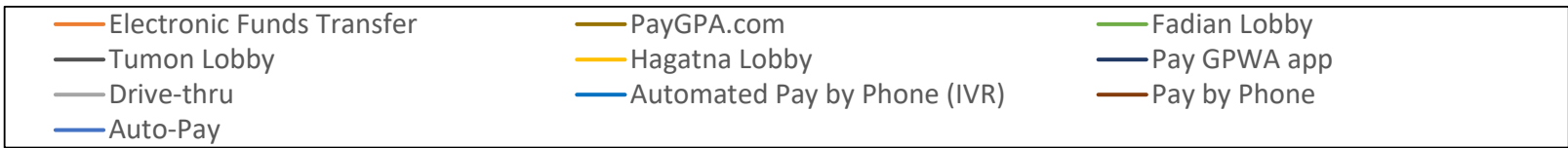
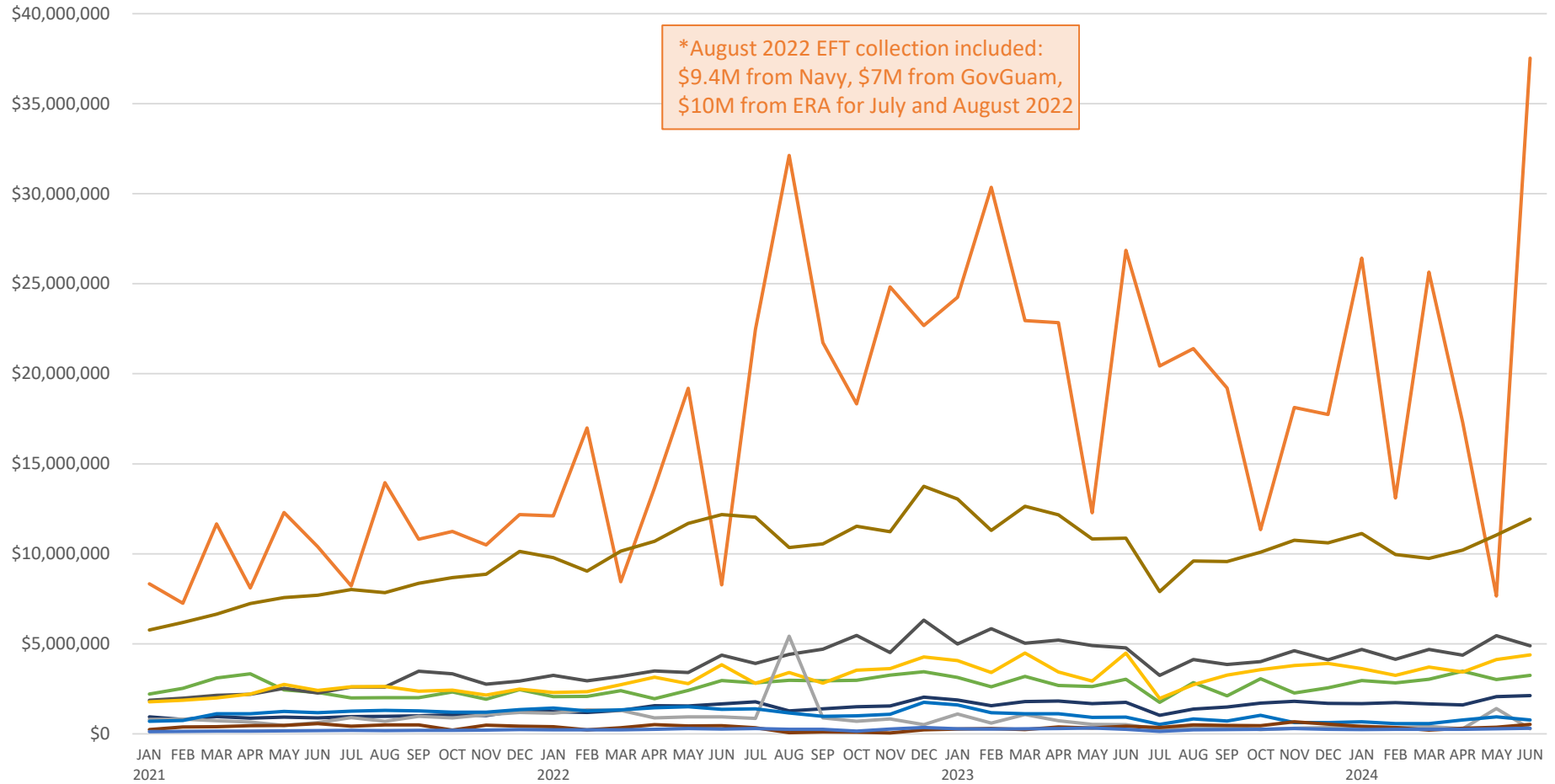
(KPI 1.2.4 – Increase web, pay-by-phone, and prepay payments)

January 2021 - June 2024



Customer Service (Administration Division)

Dollar amount collected per collection point
January 2021 - June 2024



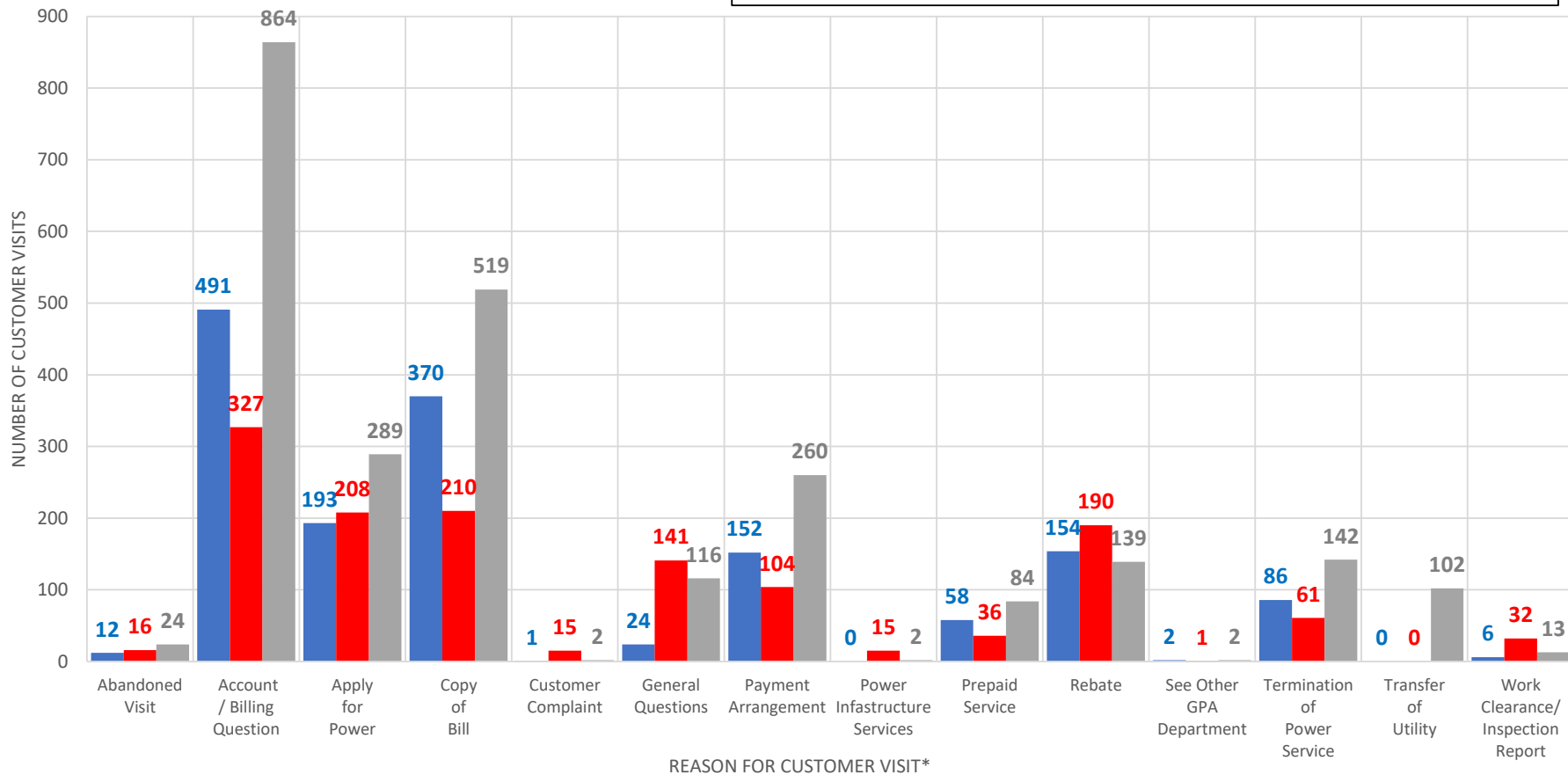
Customer Service (Administration Division)

Reason for Visit by Location

June 2024



Top 5 Reasons for Visit by Location		
Hagatna	Fadian	Tumon
1. Acct / Billing Question	Acct / Billing Question	Acct / Billing Question
2. Copy of Bill	Copy of Bill	Copy of Bill
3. Apply for Power	Apply for Power	Apply for Power
4. Rebate	Rebate	Payment Arrangement
5. Payment Arrangement	General Question	Termination of Power Service

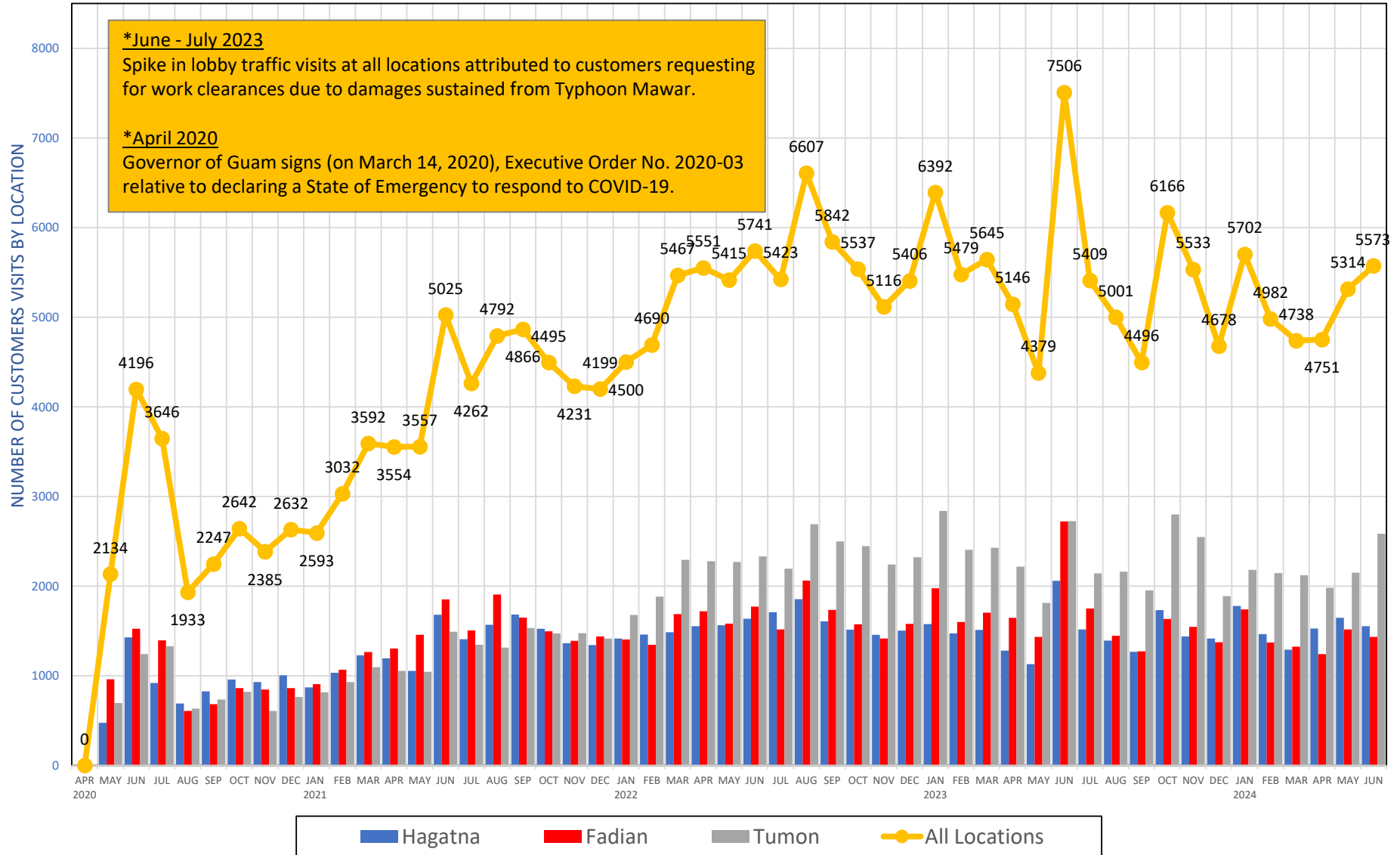


*Each count per Reason for Customer Visit represents a customer who visits one of our lobbies. During their visit, the customer will only be counted once, regardless of the number of services provided to the customer. Their reason for visit will be coded based on their initial or primary reason for visit. Each reason for customer visit option shall include but not be limited to, an inquiry of service, submission of an application, submission of multiple applications, submission of supporting documents, customer question regarding the service, customer follow-up, etc.

Customer Service (Administration Division)

Lobby Traffic by Location (KPI 1.2.3. Reduce Service Center Traffic)

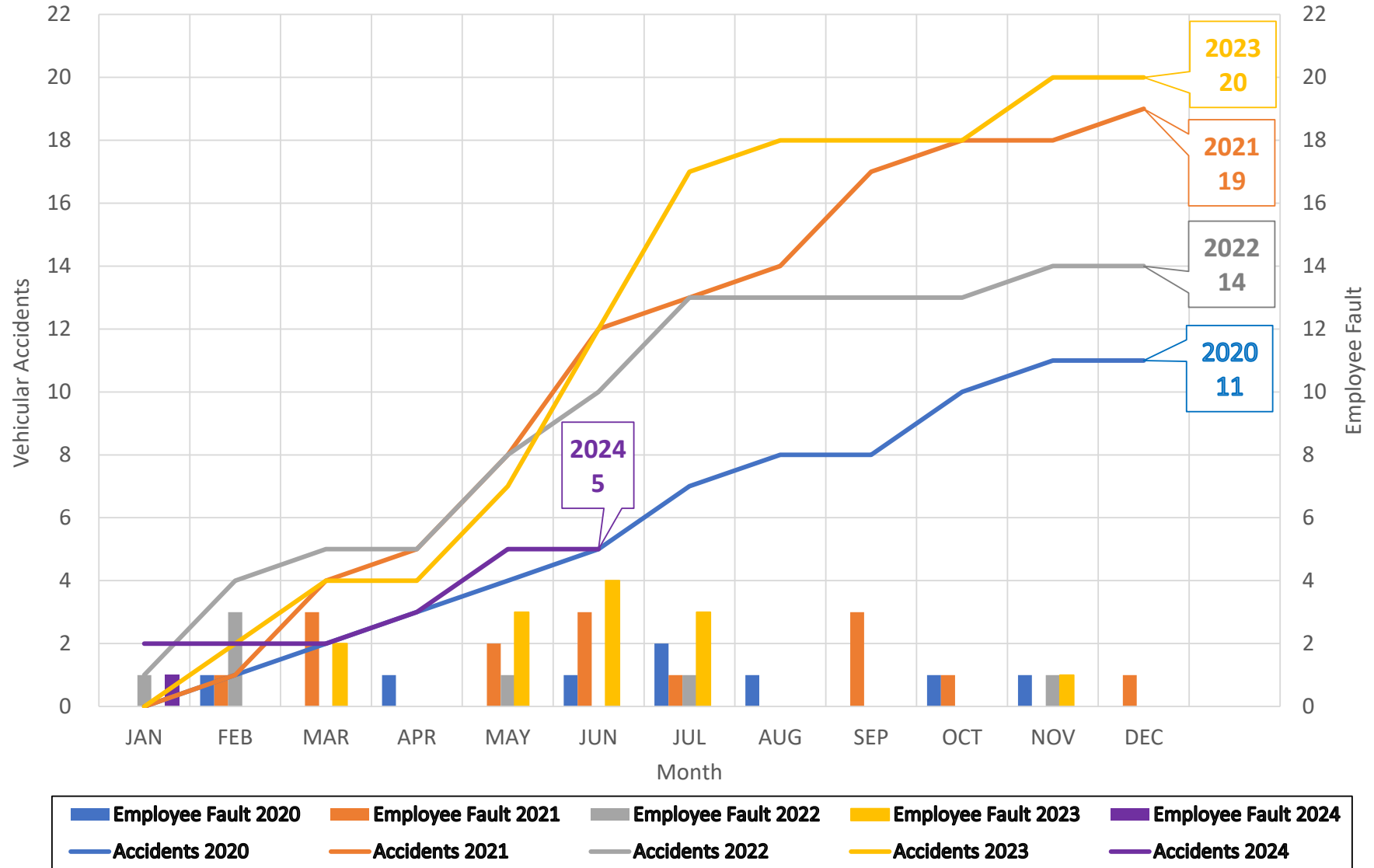
June 2024



Safety (Administration Division)

Number of Vehicular Accidents

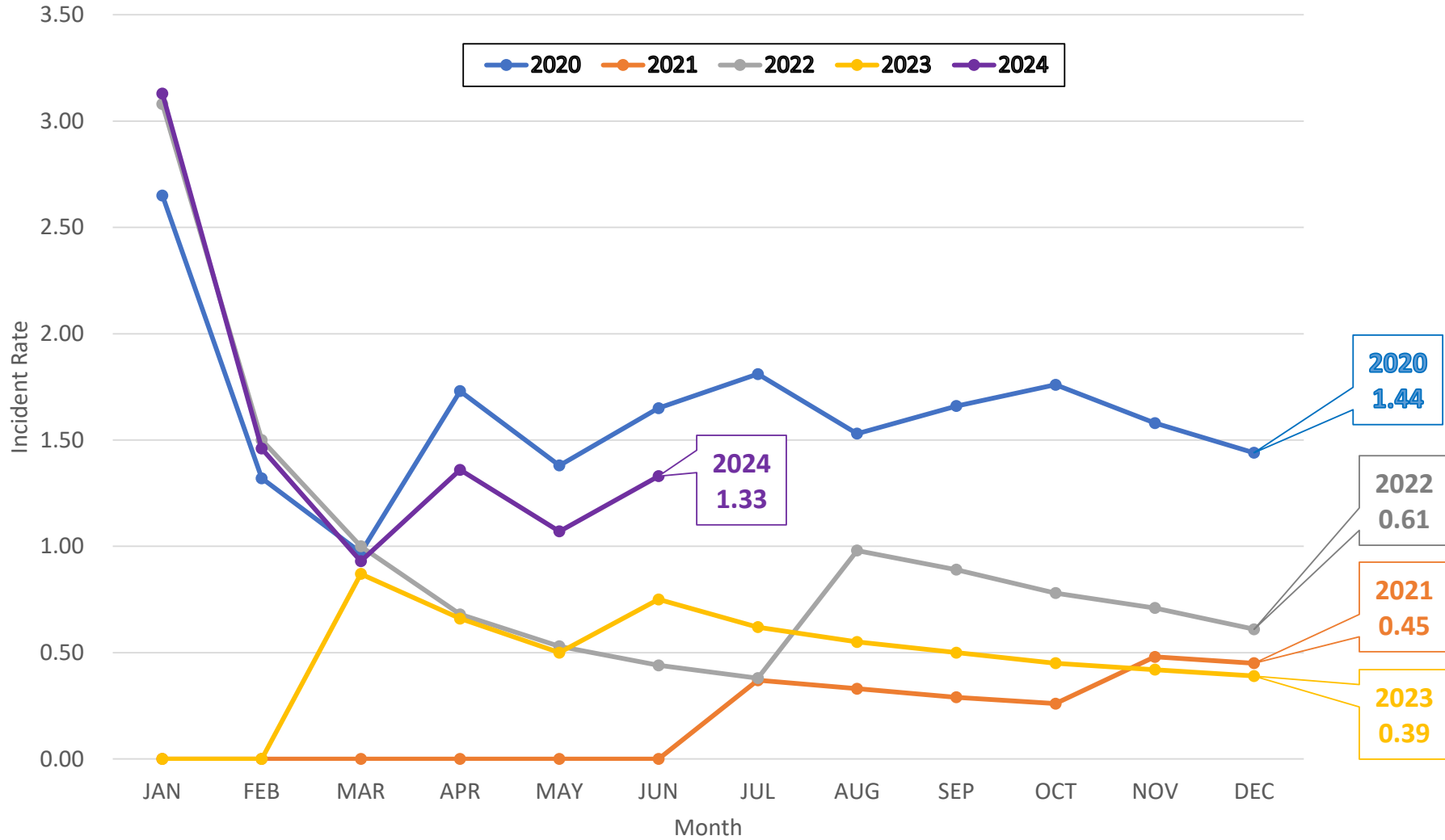
June 2024



Safety (Administration Division)

Incident Rate by Year

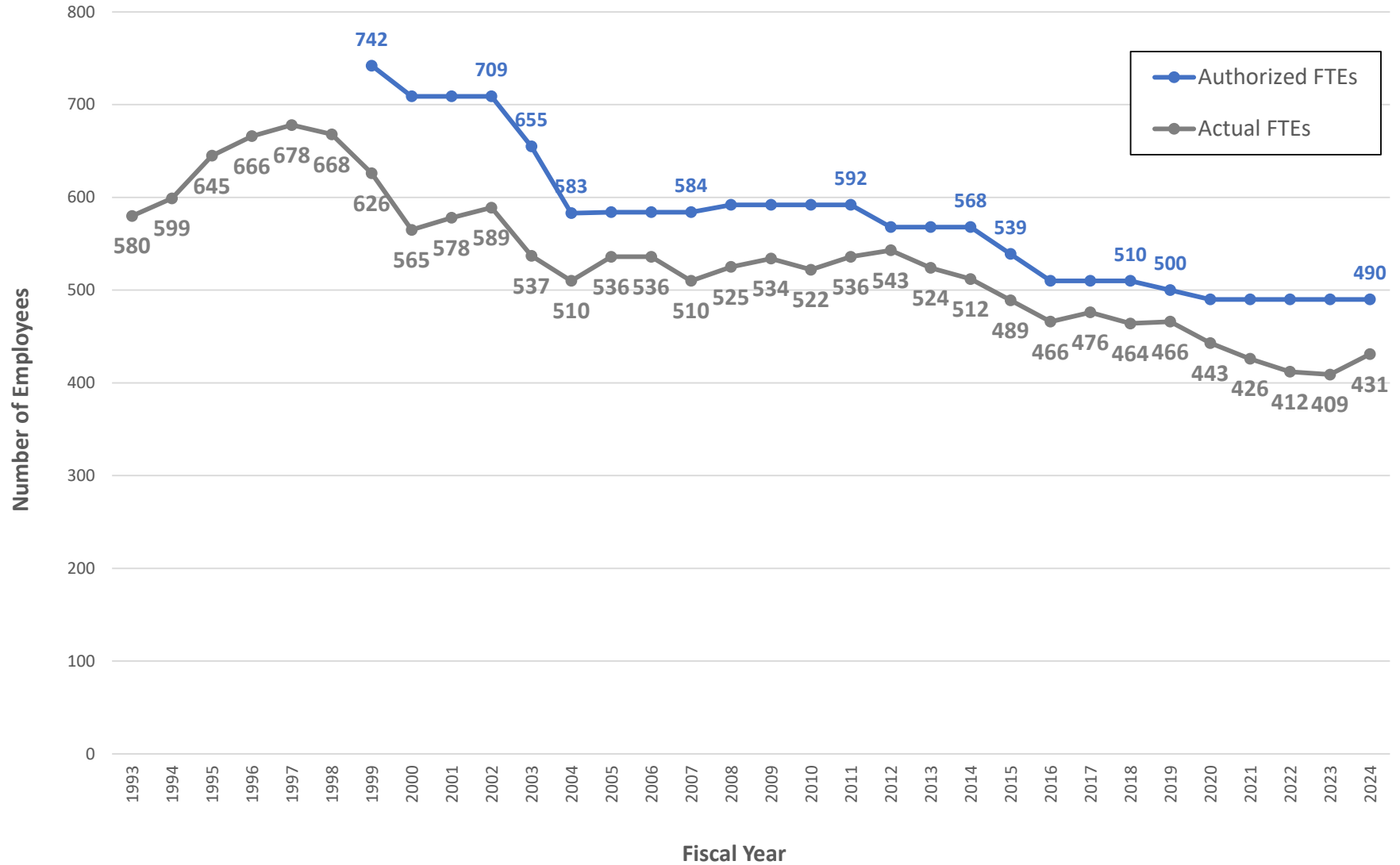
June 2024



Human Resources (Administration Division)

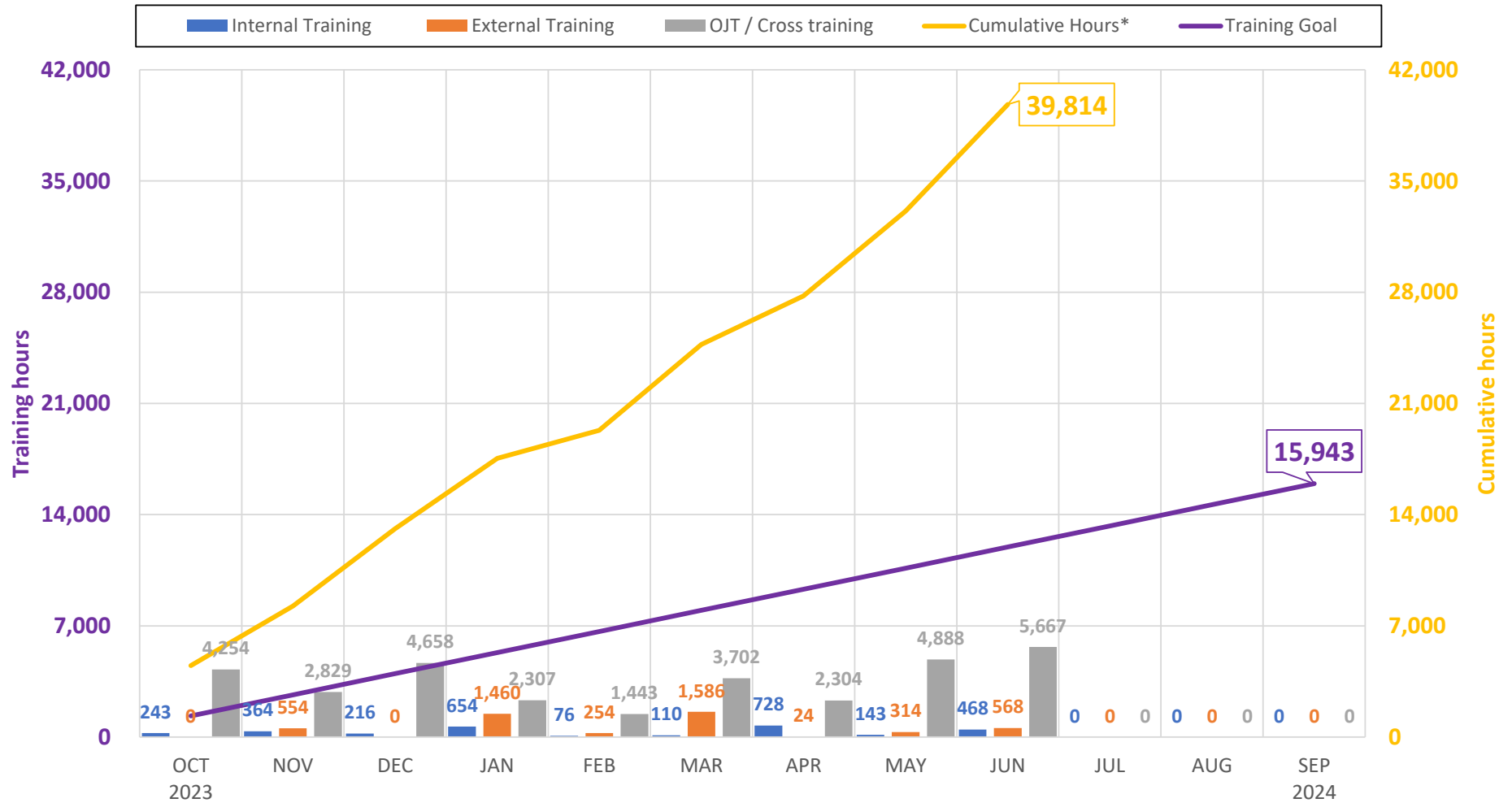
Full-time Equivalency (FTE)

June 2024 (FY 2024)



Human Resources (Administration Division)

Cumulative Training Hours for Fiscal Year 2024 as of June 2024



*For fiscal year 2024, the training goal has been set at **15,943 hours** or 2% of 797,152 total straight hours worked for FY 2023. As of June 2024, GPA has achieved **249.73%** progress towards its cumulative hours training goal.

Human Resources (Administration Division)**Recruitment Activity**3rd Quarter – FY 2024

NO.	PROBATIONAL APPOINTMENTS	EFFECTIVE	POSITION	DIVISION	DEPARTMENT	SECTION
1	Jerald R.S. Taitano	04/08/2024	Electric Operation Trainee	AGMO	Transmission & Distribution	Underground
2	Joseph John J. Benavente	06/03/2024	Engineering Technician II	AGMETS	Engineering	Real Estate
3	Julienne E. Abucay	06/17/2024	Help Desk Technician	AGMETS	Information Technology	Help Desk
4	Kyle L. Kettenacker	06/17/2024	Help Desk Technician	AGMETS	Information Technology	Help Desk

NO.	PROVISIONAL APPOINTMENTS	EFFECTIVE	POSITION	DIVISION	DEPARTMENT	DIV/SECT
1	Allan Jake Q. Macapagal	04/22/2024 - 07/20/2024	Heavy Equipment Mechanic I	AGMO	Transportation	Transportation
2	Clarisse P. Prado	04/29/2024 - 07/27/2024	Utility Accounting Technician II	CFO	Accounting	Accounts Payable

NO.	PROMOTIONS	EFFECTIVE	POSITION	DIVISION	DEPARTMENT	DIV/SECT
1	Gregorio E. Agtay	05/08/2024	Plant Maintenance Supervisor	AGMO	Generation	Cabras 1&2
2	Tommy Jay N. Cruz	05/08/2024	Plant Instrument Technician Leader	AGMO	Generation	Cabras 1&2
3	Justin F. Ferrer	05/08/2024	Plant Electrician Leader	AGMO	Generation	Cabras 1&2
4	Lyle T. Manibusan	05/09/2024	Equipment Operator Superintendent	AGMO	Transmission & Distribution	Equipment Operators
5	Lorraine O. Shinohara	06/13/2024	SPORD Manager	AGMETS	SPORD	SPORD

NO.	TRANSFER	EFFECTIVE	POSITION	DIVISION	DEPARTMENT	DIV/SECT
1	Angelica P. Quimbao	04/01/2024	Accountant I	CFO	Accounting	Plant Accounting

Human Resources (Administration Division)**Recruitment Activity**3rd Quarter – FY 2024

NO.	TRANSFER & PROMOTION	EFFECTIVE	POSITION	DIVISION	DEPARTMENT	DIV/SECT
1	Justin J. Benavente	05/09/2024	Maintenance Planner	AGMO	Generation	Administration
2	Tasha Lee S. Pangelinan	06/17/2024	Utility Customer Care Representative I	AGMA	Customer Services	Business Office

NO.	RESIGNATIONS	EFFECTIVE	POSITION	DIVISION	DEPARTMENT	DIV/SECT
1	Jared R.D. Concepcion	04/19/2024	Electric Operation Trainee	AGMO	Transmission & Distribution	Underground
2	Ambrosio J. Flores II	04/19/2024	Electric Operation Trainee	AGMO	Transmission & Distribution	Underground
3	Jaren J. Gumataotao	04/19/2024	Electric Operation Trainee	AGMO	Transmission & Distribution	Underground
4	Micah B. Perez	04/19/2024	Utility Customer Care Representative I	AGMA	Customer Service	Credit & Collections

NO.	RETIREMENTS	EFFECTIVE	POSITION	DIVISION	DEPARTMENT	DIV/SECT
1	Sylvia L. Ipanag	04/05/2024	Environmental Manager	AGMETS	Planning and Regulatory	Administration
2	Norbert M. Madrazo	04/05/2024	Engineer Supervisor	AGMETS	Planning and Regulatory	Water
3	Antonio R. Palomo	04/05/2024	Land Agent III	AGMETS	Engineering	Real Estate
4	Alejandro S. Diaz	05/03/2024	Equipment Operator III	AGMO	Transmission & Distribution	Equipment Operators
5	Josephine M. Quintanilla	05/03/2024	Utility Administrative Assistant	AGMA	Customer Service	Records

NO.	APPRENTICE (NEW HIRES)	EFFECTIVE	POSITION	DIVISION	DEPARTMENT	DIV/SECT
1	Gage Gavin C. Quitugua	06/18/2024	SCADA Technician	AGMO	PSCC	Apprentice
2	Joevimar H. Gallo	06/18/2024	SCADA Technician	AGMO	PSCC	Apprentice
3	Gavin P. Perez	06/18/2024	SCADA Technician	AGMO	PSCC	Apprentice

Procurement (Administration Division)

Notable RFP monthly status update

June 2024

BID NO.	DESCRIPTION	DATE ADVERTISED	BID OPENING	STATUS (as of 06/30/2024)
GPA-RFP-24-001	Annual Emission Testing	01/25/2024 02/01/2024	02/22/2024 @ 4:00 p.m.	Price proposals due on 05/08/2024.
GPA-RFP-24-004	Continuous Emissions Monitoring System & RICE MACT Operations and Maintenance	01/25/2024 02/01/2024	02/29/2024 @ 4:00 p.m.	Pending committee evaluation of price proposal.
GPA-RFP-24-005	Decommissioning and Retirement Plan for Cabras Power Plant	02/01/2024 02/08/2024	03/05/2024 @ 4:00 p.m.	Pending budget certification.
GPA-RFP-24-006	Landis+Gyr Advanced Meter Infrastructure Equipment	02/22/2024 02/29/2024	04/17/2024 @ 4:00 p.m.	Preparing Step II Request for Sealed Price Proposal.
GPA-RFP-24-007	Electric Vehicle Managed Charging Services	02/29/2024 03/27/2024	03/28/2024 @ 4:00 p.m.	Pending committee review of vendors clarification response.
GPA-RFP-24-008	Landis+Gyr Software and Systems Services	02/22/2024 02/29/2024	03/21/2024 @ 4:00 p.m.	Pending price proposal, due on 07/08/2024.
GPA-RFP-24-009	Milsoft Windmill and Windmilmap Software Services	02/22/2024 02/29/2024	03/21/2024 @ 4:00 p.m.	In negotiations.
GPA-RFP-24-010	Milsoft OMS Software Services	03/26/2024 04/02/2024	04/23/2024 @ 4:00 p.m.	In negotiations.
GPA-RFP-24-011	GPA Tier III Wireless Mesh Network Equipment Services	04/18/2024 04/25/2024	05/16/2024 @ 4:00 p.m.	Pending Staff Attorney legal determination.
GPA-RFP-24-012	Hitachi Energy Wireless Mesh Network Services	04/18/2024 04/25/2024	05/16/2024 @ 4:00 p.m.	Pending Staff Attorney legal determination.

Procurement (Administration Division)

Notable RFP monthly status update

June 2024

BID NO.	DESCRIPTION	DATE ADVERTISED	BID OPENING	STATUS (as of 06/30/2024)
GPA-023-24	Guy Compression Fitting	06/20/2024 06/27/2024	07/09/2024 @ 9:00 a.m.	Pending bid opening.
GPA-027-24	Ground Maintenance Services for Water Systems Diesel (WSD) Sites	02/22/2024 02/29/2024	04/04/2024 @ 10:00 a.m.	14-day protest period.
GPA-039-24	Pole, Concrete, 35 Ft. & 55 Ft., Class B	05/21/2024 05/28/2024	06/04/2024 @ 11:00 a.m.	Pending budget certification.
GPA-040-24	New Current Commercial Utility Vans	05/14/2024 05/21/2024	05/28/2024 @ 9:00 a.m.	Pending management approval and letter.
GPA-041-24	Arrestors	03/07/2024 03/14/2024	03/21/2024 @ 11:00 a.m.	Pending budget certification.
GPA-042-24	Pole Mounted Transformers	02/29/2024 03/07/2024	03/19/2024 @ 10:00 a.m.	Bidder clarification received, pending committee review.
GPA-046-24	Pole Mounted Transformers	03/26/2024 04/02/2024	04/10/2024 @ 10:00 a.m.	Pending committee evaluation scheduled for 05/06/2024.
GPA-047-24	Pad Mounted Transformers	02/29/2024 03/07/2024	03/19/2024 @ 2:00 p.m.	Pending budget certification.
GPA-048-24	Miscellaneous Generators	04/02/2024 04/30/2024	05/15/2024 @ 9:00 a.m.	Pending OAG phase III approval.
GPA-049-24	Dead Front Pad Mounted Transformers	04/02/2024 04/09/2024	05/08/2024 @ 10:00 a.m.	Bid opening scheduled for 05/08/2024.
MS GPA-050-24	Supply of RFO No. 2 to Various GPA Locations	04/11/2024 04/18/2024	05/31/2024 @ 4:00 p.m.	Pending OAG phase II approval.
GPA-053-24	Miscellaneous Generators	04/02/2024 04/30/2024	05/14/2024 @ 11:00 a.m.	Pending OAG phase III approval.
GPA-057-24	Cross arm Composite 8 Ft. Extension Bracket	04/16/2024 04/23/2024	05/15/2024 @ 9:00 a.m.	Pending vendor drawings submittal for GPA Approval.

Procurement (Administration Division)

Notable RFP monthly status update

June 2024

BID NO.	DESCRIPTION	DATE ADVERTISED	BID OPENING	STATUS (as of 04/30/2024)
GPA-058-24	Mobile Diesel Generator 25kVa	04/11/2024 04/18/2024	04/25/2024 @ 11:00 a.m.	Pending management approval and letters.
GPA-059-24	Outdoor Vacuum Circuit Breaker Set	04/11/2024 04/28/2024	05/16/2024 @ 10:00 a.m.	Pending management approval and letters.
GPA-060-24	Pad Mounted Transformers	04/23/2024 04/30/2024	05/08/2024 @ 11:00 a.m.	Pending budget certification.
GPA-061-24	Group Disconnect Switch Sets	04/23/2024 04/30/2024	05/07/2024 @ 10:00 a.m.	Pending management approval and letters.
Re-Bid GPA-063-24	Pole Mounted Transformers	04/23/2024 04/30/2024	07/24/2024 @ 9:00 a.m.	Pending bid opening.
GPA-064-24	Pad Mounted Transformers	04/23/2024 04/30/2024	05/09/2024 @ 10:00 a.m.	Pending management approval and letters.
Re-Bid GPA-065-24	Indefinite Quantity Contract for Multi-Factor Authentication	05/17/2024 05/14/2024	05/22/2024 @ 9:30 a.m.	Pending management approval and letters.
GPA-066-24	Wires	04/25/2024 05/02/2024	05/09/2024 @ 2:00 p.m.	Pending budget certification.
GPA-068-24	GPA Information Technology Converged Storage Solution	05/21/2024 05/28/2024	06/04/2024 @ 9:00 a.m.	Pending management approval of bid committee recommendation memo.
GPA-070-24	Industrial Switches	04/25/2024 05/02/2024	05/09/2024 @ 9:00 a.m.	Pending management approval and letters
GPA-071-24	Data Center Cluster Hardware / Software	05/21/2024 05/28/2024	06/11/2024 @ 9:00 a.m.	Pending OAG phase II approval.
GPA-072-24	Insulator Line Pose Clamp Top	04/25/2024 05/10/2024	05/15/2024 @ 10:00 a.m.	Bid opening scheduled for 05/15/2024.

Procurement (Administration Division)

Notable RFP monthly status update

June 2024

BID NO.	DESCRIPTION	DATE ADVERTISED	BID OPENING	STATUS (as of 06/30/2024)
GPA-074-24	Remote Terminal Units	05/14/2024 05/21/2024	06/05/2024 @ 2:00 p.m.	Pending management approval and letters.
GPA-076-24	Storage Solution Redundant	05/30/2024 06/06/2024	06/13/2024 @ 2:00 p.m.	Pending management approval and letters.
GPA-077-24	Supply of Miscellaneous Lubricants for Peaking Diesel GenSets	04/30/2024 05/07/2024	06/20/2024 @ 10:00 a.m.	Pending committee evaluation.
GPA-079-24	Current Transformers	05/14/2024 05/21/2024	06/06/2024 @ 2:00 p.m.	Pending committee review of vendors clarification response.
GPA-080-24	Indefinite Quantity Contract for Dual Monitor Desktop Computers	06/04/2024 06/11/2024	07/02/2024 @ 2:00 p.m.	Pending bid opening.
GPA-081-24	Transformers Oil Purifier and Degasser Set	06/18/2024 06/25/2024	07/11/2024 @ 9:00 a.m.	Pending bid opening.
GPA-083-24	Wires	05/14/2024 05/21/2024	06/06/2024 @ 10:00 a.m.	Pending management approval of bid committee recommendation memo.
GPA-086-24	New Sedan Electric Vehicle	05/07/2024 05/14/2024	05/23/2024 @ 9:00 a.m.	Pending budget certification.
GPA-087-24	Laptops	05/30/2024 06/06/2024	06/13/2024 @ 10:00 a.m.	Pending committee selection memo.
Re-bid GPA-089-24	Training for National Electric Code (NEC) and National Electric Safety Code (NESC)	06/27/2024 07/04/2024	07/12/2024 @ 10:00 a.m.	Pending bid opening.
GPA-091-24	Splice Kits	05/21/2024 05/28/2024	06/05/2024 10:00 A.M.	Pending committee evaluation.

Procurement (Administration Division)

Notable RFP monthly status update

April 2024

BID NO.	DESCRIPTION	DATE ADVERTISTED	BID OPENING	STATUS (as of 06/30/2024)
GPA-092-24	High Voltage Gloves and Sleeves	06/18/2024 06/25/2024	07/02/2024 @ 10:00 a.m.	Pending bid opening.
GPA-093-24	Integrated Communications Optical Network	06/27/2024 07/04/2024	07/16/2024 @ 10:00 a.m.	Pending bid opening.
GPA-097-24	Electrical Tape	06/13/2024 06/20/2024	07/05/2024 @ 9:00 a.m.	Pending bid opening.
GPA-102-24	Fadian Employee Parking Gate Replacement (Design-Build)	06/20/2024 06/27/2024	07/24/2024 @ 2:00 p.m.	Pending bid opening.
GPA-104-24	Terminator and Splice Kits	07/09/2024 07/16/2024	07/25/2024 @ 10:00 a.m.	Pending bid opening.
GPA-SS-001-24	Miscellaneous Surplus Salvage	06/27/2024 07/04/2024	07/12/2024 @ 9:00 a.m.	Pending bid opening.

Procurement (Administration Division)

(P.L. 30-72) Attorney General (AG) Review for Solicitations \$500k or higher

May 1, 2024 to Present

GPA Tender No.	OAG File No.	Date Submitted	Phase	Description	Remarks
Re-Solicitation GPA RFP 24-003	24-0311	06/28/2024	1: Planning and Drafting	Water Heater Controller Pilot Project	Pending review (as of 06/28/2024)
GPA-071-24	24-0232	04/30/2024	2: Solicitation and Bidding	Data Center Cluster Solution Hardware/Software	Pending review (as of 06/28/2024)
MS GPA-040-23	23-0257	05/09/2023	2: Solicitation and Bidding	Bulk Supply of Diesel Fuel Oil No.2	Returned for clarification and corrections
MS GPA-050-24	24-0157	03/27/2024	2: Solicitation and Bidding	Supply of Diesel Fuel Oil No.2	Pending review (as of 06/28/2024)
GPA RFP 23-004	24-0304	06/24/2024	3: Opening and Evaluating Bids	GPWA OMNI Channel Development & Maintenance	OAG Approved on 07/05/2024
GPA-048-24	24-0168	03/12/2024	3: Opening and Evaluating Bids	Misc. Generators – 125 kW, 175 kW, and 300 kW	Pending review (as of 06/28/2024)
GPA-053-24	24-0169	03/12/2024	3: Opening and Evaluating Bids	Misc. Generators – 30 kW and 60 kW	Pending review (as of 06/28/2024)
GPA-060-24	24-0328	07/05/2024	3: Opening and Evaluating Bids	Pad Mounter Transformers	Pending review (as of 07/05/2024)
GPA-068-24	24-0233	04/30/2024	3: Opening and Evaluating Bids	GPA Information Technology (IT) Converged Storage Solution	Pending review (as of 07/05/2024)
GPA-076-23	23-0380	05/15/2023	4: Decision to Award and Contract Signing	Merchant Banking Services	Pending review (as of 06/28/2024)
GPA-007-24	23-0521	11/08/2023	4: Decision to Award and Contract Signing	Pole, Concrete, 45 Foot, Class B	Pending review (as of 06/28/2024)

Procurement (Administration Division)

Bid Protests & Appeals Status

June 2024

IFB, MS BID, or RFP	BID NUMBER	DESCRIPTION	FILER	Stay of Procurement Issue Date	Stay of Procurement Lift Date	Status/Comments
IFB	GPA-IFB-043-20	Voice & Data Services	Pacific Data Systems	06/09/2020		Pending legal action with revised bid specifications as of 05/19/2022
IFB	GPA-IFB-059-21	Substation Network Switch	Pacific Data Systems	09/09/2021		Received cancellation letters, pending legal determination.
IFB	GPA-IFB-057-21	Bolts, Double Arming, Galvanize 5/8" x 20"	R&D Marketing	09/10/2021		Pending Legal Determination
PROTESTS	IFB	GPA-014-22	Desktop Computers	Pacific Data Systems	02/21/2022	Received cancellation letters, pending legal determination.
	IFB	Re-Bid GPA-002-23	Fleet & Fuel Management Software Services for GPA/GWA	Track Me Guam		Pending Legal Determination – IFB was cancelled due to non-conformance (2 bidders) administratively. NOTE: IFB was cancelled prior to protest.
	IFB	GPA-002-24	Wires	R&D Marketing	02/20/2024	R&D Marketing filed a formal protest on 02/20/2024. Pending legal determination.

Procurement (Administration Division)

Bid Protests & Appeals Status

June 2024

	IFB, MS BID, or RFP	BID NUMBER	DESCRIPTION	OPA or Civil Case No.	Notice of Appeal Receipt Date	Notice of Appeal Hearing Date	Status/Comments
APPEALS	RFP	GPA RFP-21-002	Professional Print, Mailing and Processing Services Related to Utility Customer Billing	OPA-PA-21-012	10/25/2021		Pending Superior Court Decision. Requested Price Revalidation.

GPA Work Session - July 18, 2024 - GM REPORT

GUAM POWER AUTHORITY
GOVERNMENT ACCOUNTS RECEIVABLE
Billing up to JUNE 30, 2024 and payments as of 07/10/2024

Current (06/30/2024 Billing due 07/30/2024)
61 days and over Arrears (04/30/2024 due 06/30/2024)
61 days and over Arrears (04/30/24 billing due 05/31/2024)

CC&B New Act Number	DEPARTMENT	BALANCE 06/30/2024	CANCEL/REBILL 07/10/2024	BILLING 06/30/2024	PAYMENT UP TO 07/10/2024	BALANCE 06/30/2024	CC&B BALANCE 07/10/2024
Line Agencies							
3404311949	LINE AGENCIES Guam Environmental Protect	20,498.81	-	10,172.98	(20,498.81)	20,684.43	10,172.98
4554808900	LINE AGENCIES Nieves Flores Library	14,120.07	-	14,464.07	-	28,584.14	28,584.14
6069461950	LINE AGENCIES Dept of Youth Affairs (Federal)	712.19	-	630.69	(712.19)	1,342.88	630.69
6293410000	LINE AGENCIES Office of the Governor	45,715.91	-	30,496.35	(31,485.05)	44,727.21	44,727.21
6841080463	LINE AGENCIES Guam Behavioral Health & Wellness	12,232.17	-	6,088.86	(12,232.17)	12,471.30	6,088.86
7828924534	LINE AGENCIES Guam Visitors Bureau	7,209.09	-	5,036.15	(7,081.41)	5,163.83	5,163.83
8227759982	LINE AGENCIES Mental Health/Subst.	137,021.04	-	71,914.22	(137,021.04)	142,444.24	71,914.22
8131658005	LINE AGENCIES Pacific Energy Resource Center	1,744.74	-	993.21	(1,744.74)	1,920.65	993.21
2913461537	LINE AGENCIES Dept. of Youth Affair* (Local)	21,799.26	-	22,868.69	(21,799.26)	44,667.95	22,868.69
1073430238	LINE AGENCIES Dept. of Corrections	280,986.19	-	95,859.73	(100,124.79)	376,845.92	276,721.13
3558733700	LINE AGENCIES Dept of Chamorro Affairs/Chamorro Village (NET METER)	3,704.37	-	2,075.43	(3,704.37)	5,779.80	2,075.43
1099514147	LINE AGENCIES Dept of Chamorro Affairs/Repository	931.28	-	527.48	(458.98)	1,458.76	1,019.78
9541109130	LINE AGENCIES General Services Agency	941.81	-	299.38	(307.19)	935.00	935.00
7663706771	LINE AGENCIES Yona Senior Citizen Center	4,919.09	-	974.45	-	5,893.54	5,893.54
8564647941	LINE AGENCIES DOA Supply Mgmt (NET METERED)	5,089.97	-	2,495.34	(5,081.19)	5,124.17	2,495.12
0070861777	LINE AGENCIES Veteran Affairs	12,362.98	-	3,399.06	(3,218.97)	15,762.04	12,543.07
5247210000	LINE AGENCIES Mayors Council	28,867.46	-	3,882.39	-	32,749.85	32,749.85
4129948191	LINE AGENCIES Dept of Chamorro Affairs/Chamorro Village	7,834.64	-	3,954.24	(7,834.64)	11,788.88	3,954.24
4211873236	LINE AGENCIES Dept. of Administration	71,106.09	-	19,723.89	(27,051.30)	66,773.68	63,778.68
1621790133	LINE AGENCIES DOA-Data Processing	43,401.03	-	14,965.75	(13,822.76)	44,544.02	44,544.02
1509188609	LINE AGENCIES Dept. of Agriculture	43,189.63	-	19,015.55	(30,066.87)	56,690.62	32,138.31
8300435373	LINE AGENCIES Civil Defense (Military Affairs)	28,700.81	-	14,448.77	-	43,149.58	43,149.58
0453170939	LINE AGENCIES Guam Fire Department	107,905.36	-	24,313.83	(88,389.59)	91,685.53	43,829.60
8558858369	LINE AGENCIES Dept of Chamorro Affairs (Guam Museum)	62,659.77	-	29,826.36	(31,025.53)	92,458.11	61,460.62
1896187763	LINE AGENCIES Dept. of PH&SS	105,758.74	-	50,858.59	(39,523.62)	132,722.75	117,093.71
0040515913	LINE AGENCIES Dept. of Parks & Rec.	43,331.07	-	24,525.08	-	67,856.15	67,856.15
2535590089	LINE AGENCIES DPW-FAC Adm Account	54,083.22	-	17,885.02	(18,323.82)	54,927.21	53,644.42
6504086567	LINE AGENCIES DPW-FAC Adm Account (NET METERED)	47,454.83	-	15,526.04	(16,528.82)	49,492.17	46,822.05
7525821074	LINE AGENCIES Dept. of Education	2,812,711.40	2,126.92	1,220,211.46	4,032,922.86	4,032,922.86	4,035,049.78
0266069082	LINE AGENCIES Guam Police Department	115,273.11	-	55,925.85	(58,927.10)	115,273.11	115,273.11
	Sub-total	4,143,258.13	2,126.92	1,783,358.61	(676,574.19)	5,604,866.85	5,252,169.47
Mayors							
6393530237	MAYORS Hagatna Mayor	3,702.28	-	1,092.35	-	4,794.63	4,794.63
4469579998	MAYORS Merizo Mayor	7,294.90	50.00	1,800.73	-	9,095.63	9,145.63
1880297633	MAYORS Talofofo Mayor	5,890.58	1,637.04	2,481.12	-	8,371.70	10,008.74
0492244686	MAYORS Asan/Maina/Adelup Mayor	9,106.28	-	2,876.56	-	11,982.84	11,982.84
5238089894	MAYORS Pit Mayor	4,056.26	-	1,134.34	-	5,200.60	5,200.60
7202265287	MAYORS Umatac Mayor	6,426.79	-	3,982.89	-	10,409.68	5,982.88
1837525665	MAYORS Yona Mayor	15,962.45	-	2,822.76	-	18,785.21	18,785.21
5763167341	MAYORS Barrigada Mayors Office	6,958.55	-	3,595.71	-	10,554.26	10,554.26
8715052935	MAYORS Mongmong/Toto/Maite Mayor	6,975.58	-	2,095.87	-	9,071.45	9,071.45
7037924246	MAYORS Yigo Mayor	15,338.98	50.00	3,924.29	-	19,263.27	19,313.27
8433959204	MAYORS Sinajana Mayor	33,369.60	-	7,757.59	-	41,127.19	41,127.19
8472200165	MAYORS Agaña Hts Mayor	23,421.10	-	7,663.31	-	30,884.41	30,884.41
3832327736	MAYORS Santa Rita Mayor	21,416.95	-	5,521.30	-	26,938.25	26,938.25
3631627996	MAYORS Mangilao Mayor	11,047.90	366.71	3,467.33	-	14,515.23	14,881.94
8041715847	MAYORS Dededo Mayor	29,123.34	94.82	8,097.32	(94.82)	37,124.84	37,219.66
6957205325	MAYORS Tamuning Mayor	31,288.11	-	6,583.21	-	37,871.32	37,871.32
6078244037	MAYORS Inarajan Mayor	41,485.88	(6,627.55)	6,318.85	-	47,804.73	41,182.18
7217701682	MAYORS Agat Mayor	17,236.38	-	4,721.08	-	21,957.46	21,957.46
9351070242	MAYORS Ordot/Chalan Pago Mayor	9,124.47	50.00	2,807.01	-	11,931.48	11,981.48
	Sub-total	297,435.38	(4,378.98)	75,262.82	(94.82)	373,267.38	368,893.40
DPW Accounts							
083268062	DPW ACCOUNTS DPW-Signal Lights	17,117.69	-	8,579.37	(9,424.73)	16,272.33	16,272.33
093095866	DPW ACCOUNTS DPW- Primary St. Lights	595,999.98	(34,372.76)	77,224.14	(78,767.97)	594,456.15	560,083.39
304543360	DPW ACCOUNTS DPW-Villages St. Lights	1,245,232.29	(134,532.86)	363,651.15	(331,055.87)	1,277,827.57	1,143,294.71
808804052	DPW ACCOUNTS DPW-sec/Call St. Lights	82,171.18	(7,525.08)	20,688.11	(21,097.56)	85,227.63	79,237.69
	Sub-total	1,945,521.15	(176,430.68)	470,143.77	(440,346.12)	1,975,318.80	1,798,888.12
Autonomous/Public Corp							
0838495949	AUTONOMOUS/Guam Waterworks Authority	3,697,425.90	-	1,842,623.01	(3,697,425.90)	3,705,385.50	1,842,623.01
1540692986	AUTONOMOUS/Retirement Fund	9,224.27	-	8,598.53	(9,224.27)	8,598.53	8,598.53
4075914809	AUTONOMOUS/GPA	-	(121,400.48)	121,400.48	-	-	-
5357510000	AUTONOMOUS/University of Guam (NET METERED)	423,194.59	-	142,851.49	(423,194.59)	288,798.97	142,851.49
6518220019	AUTONOMOUS/Guam Community College	(257.80)	-	33,386.96	(36,457.09)	33,386.96	33,129.16
7736362604	AUTONOMOUS/Guam Airport Authority	1,297,709.03	(28,068.80)	681,487.66	(1,297,709.03)	1,286,372.02	653,418.86
8302377726	AUTONOMOUS/Guam Memorial Hospital	524,713.99	50.00	43,857.59	-	568,571.58	568,621.58
8426836906	AUTONOMOUS/Guam Memorial Hospital (NET METERED)	1,293,293.38	-	239,521.12	-	1,532,814.50	1,532,814.50
9157510000	AUTONOMOUS/Guam Community College (NET METERED)	58,429.70	-	60,251.40	(58,429.70)	60,251.40	60,251.40
953872892	AUTONOMOUS/Guam Housing Corp Rental Division	1,271.16	25.00	1,265.71	(1,221.16)	1,265.71	1,290.71
9173210000	AUTONOMOUS/Guam Solid Waste Authority	11,336.45	-	8,526.48	(16,036.45)	11,009.89	8,574.49
634075703	AUTONOMOUS/University of Guam	614,638.77	-	211,149.07	(614,803.25)	424,413.95	210,964.59
1699407298	AUTONOMOUS/GH U R A	40,900.45	-	39,528.20	(40,851.58)	80,388.61	39,577.07
4474308144	AUTONOMOUS/Port Authority of Guam	130,051.61	(3,327.07)	121,513.10	(130,051.61)	118,186.03	118,186.03

AGING

	0-30 Days	31-60 Days	61-90 Days	91-120 Days	>120 Days	Total
10,172.98	-	-	-	-	-	10,172.98
14,464.07	14,120.07	-	-	-	-	28,584.14
630.69	-	-	-	-	-	630.69
30,496.35	14,230.86	-	-	-	-	44,727.21
6,088.86	-	-	-	-	-	6,088.86
5,036.15	127.68	-	-	-	-	5,163.83
71,914.22	-	-	-	-	-	71,914.22
993.21	-	-	-	-	-	993.21
22,868.69	-	-	-	-	-	22,868.69
95,859.73	100,124.79	80,736.61	-	-	-	276,721.13
2,075.43	-	-	-	-	-	2,075.43
1,019.78	-	492.30	-	-	-	1,512.08
299.38	311.10	307.19	17.33	-	-	935.00
974.45	1,018.23	898.05	840.23	2,162.58	-	5,893.54
2,495.12	-	-	-	-	-	2,495.12
3,399.06	3,407.94	3,218.97	2,517.10	-	-	12,543.07
3,882.39	3,971.89	3,646.50	3,274.48	17,974.59	-	32,749.85
3,954.24	-	-	-	-	-	3,954.24
19,723.89	18,716.79	16,935.82	8,402.18	-	-	63,778.68
14,965.75	15,206.63	13,822.76	548.88	-	-	44,544.02
19,015.55	13,122.76	-	-	-	-	32,138.31
43,149.58	14,779.88	13,920.93	-	-	-	43,149.58
24,313.83	19,515.77	-	-	-	-	43,829.60
29,826.36	31,025.51	608.75	-	-	-	61,460.62
50,858.59	52,329.69	13,905.43	-	-	-	117,093.71
24,525.08	24,084.80	13,895.03	5,351.24	-	-	67,856.15
17,885.02	19,005.21	16,754.19	-	-	-	53,644.42
15,526.04	14,427.74	14,449.74	2,418.53	-	-	46,822.05
1,223,338.38	1,433,482.36	1,379,229.04	-	-	-	4,035,049.78
55,925.85	56,166.77	1,179.24	-	-	-	113,273.11
1,785,485.31	1,849,668.77	1,573,508.25	23,369.97	20,137.17	5,252,169.47	
1,092.35	1,116.07	1,048.99	1,056.92	480.30	-	4,794.63
1,850.73	1,860.90	1,786.82	1,907.93	1,739.25	-	9,145.63
2,481.12	3,668.25	1,671.52	1,367.76	820.09	-	10,008.74
2,876.56	2,610.69	2,282.82	2,112.17	2,100.60	-	11,982.84
1,134.34	1,251.78	942.08	992.52	879.88	-	5,200.60
1,356.09	1,306.94	1,170.19	1,231.83	917.83	-	5,982.88
2,822.76	3,303.75	3,107.33	2,773.01	6,778.36	-	18,785.21
3,595.71	3,591.97	3,366.58	-	-	-	10,554.26
2,095.87	2,168.69	1,860.27	1,549.20	1,397.42	-	9,071.45
3,924.29	4,097.01	4,135.90	3,979.88	3,176.19	-	1

GPA Work Session - July 18, 2024 - GM REPORT

GUAM POWER AUTHORITY
GOVERNMENT ACCOUNTS RECEIVABLE
Billing up to JUNE 30, 2024 and payments as of 07/10/2024

Current (06/30/2024 Billing due 07/30/2024)
31 days Arrears (05/31/2024 due 06/30/2024)
61 days and over Arrears (04/30/24 billing due 05/31/2024)

CC&B New Acct Numer	DEPARTMENT	BALANCE 05/31/2024	CANCEL/REBILL 07/10/2024	BILLING 06/30/2024	PAYMENT UP TO 07/10/2024	BALANCE 06/30/2024	CC&B BALANCE 07/10/2024
Sub-total		8,143,566.39	(152,979.15)	3,556,008.81	(6,325,694.63)	8,125,435.65	5,220,901.42
Others							
3209463043	OTHERS Dept. of Military Affairs (NET METERED)	105,962.87	-	51,944.62	(105,962.87)	157,907.49	51,944.62
4530787043	OTHERS U.S. Post Office	60,693.36	-	57,351.87	(60,693.36)	57,351.87	57,351.87
6000770566	OTHERS KGTF	4,241.92	-	3,844.29	-	8,086.21	8,086.21
6602566745	OTHERS Tamuning Post Office	7,619.70	-	7,619.70	(7,619.70)	7,619.70	7,619.70
7541928173	OTHERS Guam Legislature	76.94	-	76.94	(76.94)	76.94	76.94
8108458168	OTHERS Guam Post Office (Agana)	9,191.25	-	9,191.25	(9,561.45)	9,191.25	9,191.25
8353274954	OTHERS Superior Court of Guam	87,894.48	-	86,226.85	(87,894.48)	86,226.85	86,226.85
8607446612	OTHERS Dept. of Military Affairs	130,552.61	-	66,337.56	(130,252.41)	196,890.17	66,637.76
8972267005	OTHERS Customs & Quarantine Agency	6,584.74	-	2,020.87	-	8,605.61	8,605.61
9503154359	OTHERS Guam Legislature (NET METERED)	16,311.30	-	14,932.92	(16,311.30)	14,932.92	14,932.92
Sub-total		429,656.10	-	299,546.87	(418,529.24)	546,889.01	310,673.73
Grand Total		14,959,437.15	(331,656.89)	6,184,984.88	(7,861,239.00)	16,625,777.69	12,951,526.14

AGING						Total
0-30 Days	31-60 Days	61-90 Days	91-120 Days	>120 Days		
3,402,845.18	285,279.23	267,588.94	262,166.38	1,003,021.69		5,220,901.42
51,944.62	-	-	-	-		51,944.62
57,351.87	-	-	-	-		57,351.87
3,844.29	4,241.92	-	-	-		8,086.21
7,619.70	-	-	-	-		7,619.70
76.94	-	-	-	-		76.94
9,191.25	-	-	-	-		9,191.25
86,226.85	-	-	-	-		86,226.85
66,337.56	300.20	-	-	-		66,637.76
2,020.87	2,181.44	2,012.05	1,731.64	659.61		8,605.61
14,932.92	-	-	-	-		14,932.92
299,546.87	6,723.56	2,012.05	1,731.64	659.61		310,673.73
6,034,047.95	2,717,447.94	2,407,054.13	444,036.01	1,348,940.11		12,951,526.14

GPA Work Session - July 18, 2024 - GM REPORT

Transmission and Distribution Monthly Report

Project Title:	Project Description:	Notes:
Special Projects		
Ukudu Transmission Installation	Install hardware for static lines and side post insulator, 927 Aluminum conductors, structures (double circuit configuration, tensions and finalize	Pending installation of 3 octogons, already scheduled with DZSP
DPW LED Streetlight Installation	Install 2500 LED DPW streetlight -current installed to date: 1461 T&D maintains a total of 15,497 LED streetlights islandwide: 1786, 250W + 13,711, 150W equivalents	Work Orders submitted from DPW as requests are received.
Typhoon Mawar Streetlight Repairs	MAWAR damaged streetlights on the main roads only 250W equivalent Total damaged: 450 Total repaired: 450	Completed
CUC PPIV Engine 5 Transformer Assistance	Technical assistance and testing of the 10MVA transformer: As found test, Heating of oil and circulation, vacuum transformer, heating and degassing, fill transformer with treated oil, allow oil to settle and cool, as left tests	Testing completed- Transformer has been commissioned
Quarterly GMH Infrared Inspections	Provide GMH with professional technical services related to electrical and mechanical systems at GMH. GPA will perform troubleshooting, maintenance and guide infrastructure improvements as requested by GMH. Quarterly systems inspection and preventive maintenance Jury 2024 the 2nd quarter inspection has been completed- MEMO of inspection was forwarded to GMH	Latest inspection conducted on 6/17/2024, next one sheduled for August 2024.
GPA/GVB MOA - Tumon Streetlights	Provide GVB with professional technical services related to electrical repairs and expertise to street lights along Route 14 and Rte 14A, perform troubleshooting and maintenance to streetlights along San Vitores Blvd. and JFK Hill, including repairs to panels and cabinets, streetlight fixture wiring, installation and replacement of LED lighting fixtures. Current MOA in place since 2021	No current requests for service. Nothing pending.
Yigo Aggreko	To assist Generation with the temporary power and also clearing of the old generators that are not in service. Clearing of the property for the old containers to be stored. Provide lighting, wooden poles and access for Aggreko and GPA personnel. Provide and service a guard shack for security.	Online now. T&D has compelted their tasks with this project.
Cold Storage Project	May 13 – 19, 2024 from 7AM-7PM 1. Installation and Testing of Circuit Breaker 2. Installation and Testing of Surge Arresters 3. Pulling and Testing of 35kV Cables 4. Installation and Testing of New Relays 5. Testing of Power and Grounding Transformer	06/18/2024 - Completed
Guam Waterworks Authority	Crane assistance for water wells- pump removal or replacements	As needed basis - on going.
Generation Division	Crane and Derrick usage for loading and offloading of engine parts and equipment - assist with confusion.	As needed basis
USDA Brown Tree Snake (BTS) Contract	Interagency agreement with US Department of Agriculture, Animal and Plant Health Inspection Services, Wildlife Services implemented to remove BTS from specified GPA substations causing damage to equipment and creating power outages on transmission lines.	FY2024 Quarter 2 Report rcvd., 3rd Qtr due end of July, 2024

As of July 15, 2024

GPA Work Session - July 18, 2024 - GM REPORT

Transmission and Distribution Monthly Report

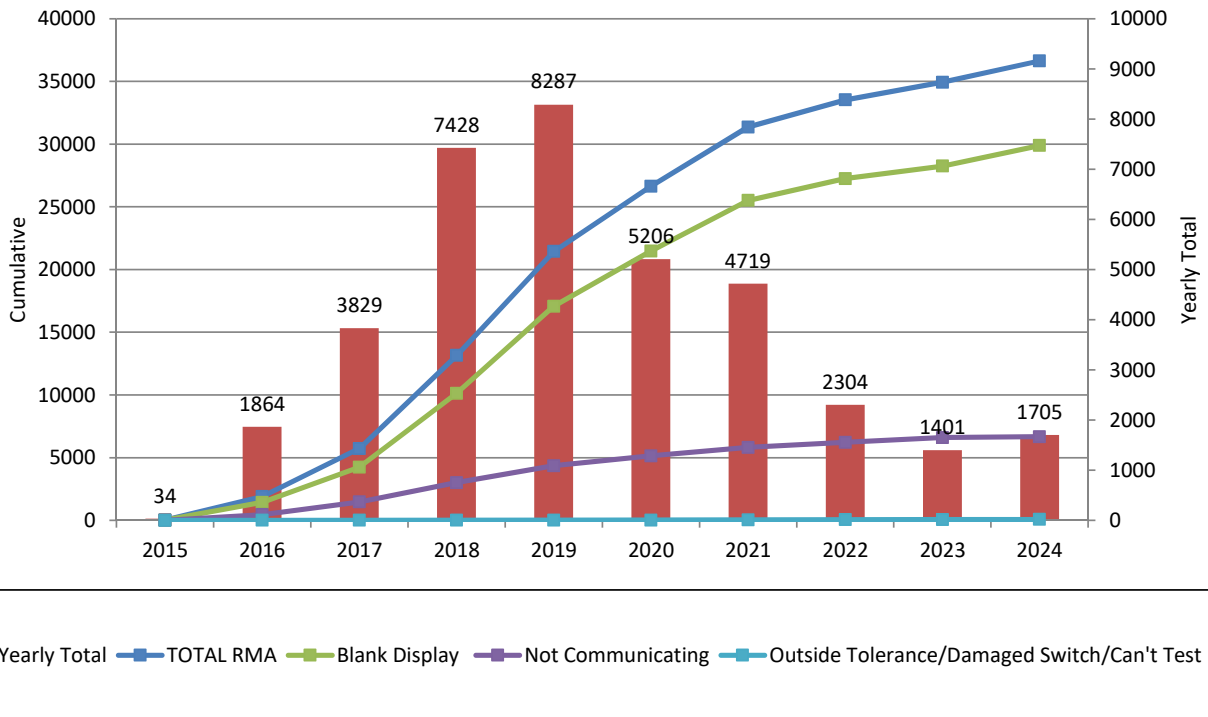
Project Title:	Project Description:	Notes:
Daily Maintenance Tasks		
Vegetation Management	Perform tree trimming island wide.	No delays, Equipment are vital to the LF. Currently we have 1 side mower available Second tractor mower should be ready shortly.
	T&D averages 120,000LF annually, trimming vegetation affecting IWPS, lines and equipment.	
	FY2024 Trimming total: 45,525LF	
	June 2024 - 20,525LF (includes: UG, OH, Trouble Shooters and Operators)	
Switch and Re-closer Maintenance	Exercising (preventive maintenance) all Omni rupter along coastal areas - of 144 Omni Rupters, 12 were found to be defective and 2 of the 12 have be replaced 2 and total 6 recloser, 4 defective reclosers pending repair.	Pending order (stock item)
Maintenance and CIP work orders	This quarter there was an average of 958 work orders received that vary from, Misc. Power Service (MPS), work clearances, GPIs, trimming, new service, line extensions, community service, navy assistance, maintenance and emergencies.	
Brown Tree Snake (BTS) Project, US Dept. of Interior	Grant funded project in coordination with US Geological Survey (USGS), DOI for data collection and study specific to the BTS for research and eradication.	2021 BTS Project Award \$70,389.00 7/21-9/23
		2022 BTS Project Award \$70,000.00 8/22-9/24
		2023 BTS Project Award \$69,915.00 8/23-9/25
		2024 BTS Project Award pending
Meter Change outs	For CY 2024 T&D has changed out 1705 meters from Jan - Jun: with blank displays, no communications, defective, bench tests - this backlog has been completed with receipt of order.	No delays - work will be ongoing on a case by case basis. Repairs will continue as needed.
New Customers	Permanent and temporary installations - new service. GPA completed 29 new customers in June 2024	Currently there are no delays or backlog
Water Systems Diesel (WSD)	Assist WSD with Generator maintenance	Schedules and plan dates are coordinated by Wayne Fernandez, Generation, WSD.
Wooden pole replacement	Replace all wooden poles to concrete, including NIU, currently concrete and not changed on GIS.	Stock levels for materials
	Total wooden poles: 3358	
	Changed to date: 1259 Remaining: 2099	
PUPI arm installation	T&D has installed 894 PUPI arms on the IWPS	Scheduled main line outages from PSCC
IR inspection on the IWPS	Perform IR inspection on the IWPS bi-annually, July completed for liberation route. December will be scheduled.	On-going.
Accident reports and injuries	Safety meetings are conducted daily, weekly and monthly. Safety is paramount and is reflected in the data.	Daily, weekly and ,monthly Safety Breifing conducted. 7 accidents to date.
	FY2022: 19; 2023:11; FY2024: 7	Vehicular Accidents: 2
	There is a decline in accidents for the past 3 years.	Body Injuries: 5

As of July 15, 2024

LANDIS + GYR
METERS

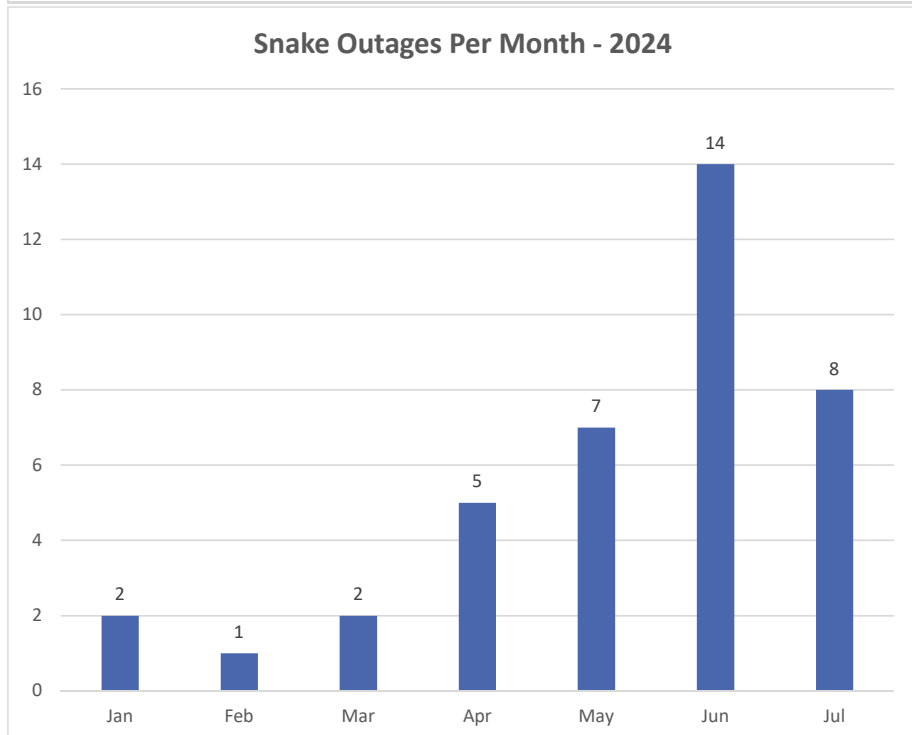
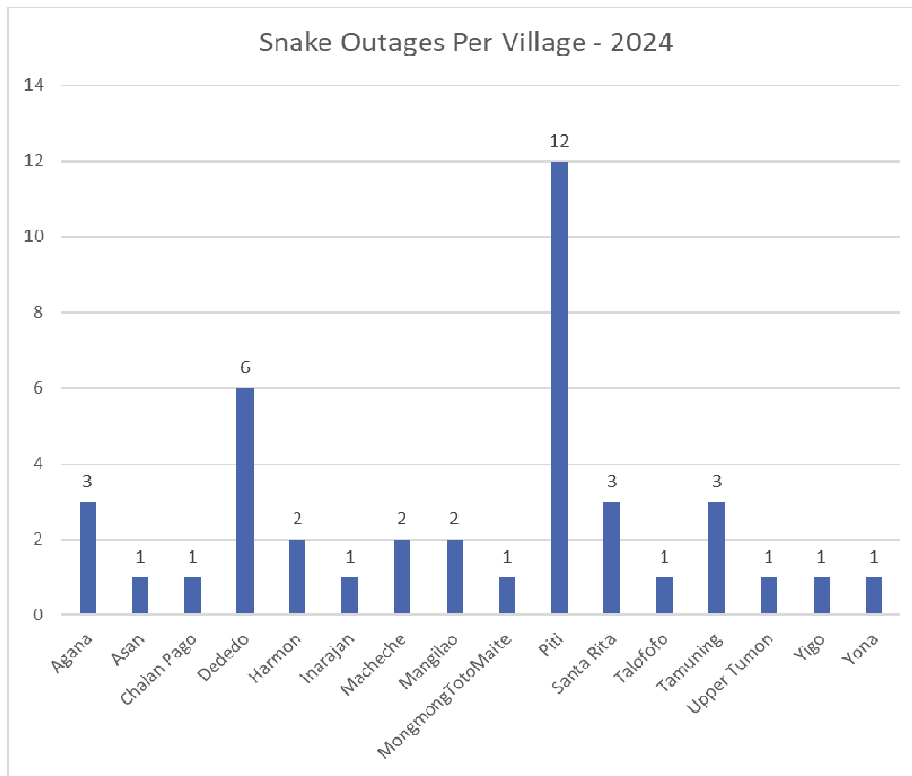
RETURN MATERIAL AUTHORIZATIONS (RMA)				
	TOTAL RMA	Blank Display	Not Communicating	Outside Tolerance/Damaged Switch/Can't Test
2015	34	22	10	2
2016	1864	1410	446	8
2017	3829	2814	1014	1
2018	7428	5879	1541	8
2019	8287	6941	1341	5
2020	5206	4409	795	2
2021	4719	4034	666	19
2022	2304	1743	405	14
2023	1401	999	392	10
2024 Running Total	1705	1638	61	6
Jan-24	1060	1033	27	0
Feb-24	138	132	6	0
Mar-24	75	72	2	1
Apr-24	168	159	9	0
May-24	117	112	5	0
Jun-24	147	130	12	5
Total:	36635	29889	6671	75

LANDIS+ GYR
FAILED METERS REMOVED



Prepared by Metershop
7/17/2024

Transmission and Distribution Brown Tree Snake (BTS) Project in coordination with United States Geological Survey (USGS) - snake captures and research study
 As of: July 08, 2024



GPA Bucket Trucks: as of July 08, 2024

AVAILABLE: 24
 UNAVAILABLE: 8
 TOTAL: 32

Working Height	Year	Off #	Section	AVAIL	UNAVAIL
Roque Santos					
55Ft.	2019	6564-Bucket Truck - 24 hr	TROUBLESHOOTERS	X	
55 Ft.	2019	6726-Bucket Truck - 24 hr	TROUBLESHOOTERS		X
55 Ft.	2020	7017 Bucket Truck -24 hr.	TROUBLESHOOTERS	X	
55 Ft.	2020	7018 Bucket Truck -24 hr.	TROUBLESHOOTERS	x	
55 Ft.	2020	7019 Bucket Truck -24 hr.	TROUBLESHOOTERS	X	
Bob Cing					
65 Ft.	2017	5394 Bucket Truck -24 hr.	OVERHEAD LINE	X	
65 Ft.	2023	7623 Bucket Truck - 24Hr	OVERHEAD LINE	x	
42 Ft.	2007	4587 Bucket Truck - 24hr	OVERHEAD LINE		X
55 Ft.	2022	7421 Bucket Truck- 24 hr	OVERHEAD LINE	X	
Raymond Chargulaf					
35 Ft.	2006	4506 Bucket Truck - 24hr	OVERHEAD LINE	X	
65 Ft.	2023	7638 Bucket Truck - 24Hr	OVERHEAD LINE		X
55 Ft.	2017	4981 Bucket Truck - 24hr	OVERHEAD LINE	X	
55Ft.	2022	7419 Bucket Truck- 24 hr	OVERHEAD LINE	X	
42 Ft.	2009	5525 Bucket Truck - 24hr	OVERHEAD LINE		X
Kyle Sigienza					
55Ft.	2017	4980 Bucket Truck - 24hr	OVERHEAD LINE	X	
65 Ft.	2023	7637 Bucket Truck-24hr	OVERHEAD LINE	X	
65 Ft.	2017	5382 Bucket Truck -24 hr.	OVERHEAD LINE	X	
55Ft.	2019	6725-Bucket Truck - 24 hr	OVERHEAD LINE	X	
Lyle Manibusian					
42 Ft.	2007	55 Bucket Truck - 24hr	OPERATORS	X	
35 Ft.	2009	5528 Bucket Truck - 24hr	OPERATORS		X
40 Ft.	1998	3015 Bucket Truck - 24hr	OPERATORS		X
Mathew Afaisen					
42 Ft.	2008	4739 Bucket Truck - 24hr	UNDERGROUND	x	
65 Ft.	2023	7624 Bucket Truck-24hr	UNDERGROUND	X	
56 Ft.	2014	6184 Bucket Truck - 24hr	UNDERGROUND		X
Arthur Chargaulaf					
65 Ft.	2017	5381 Bucket Truck -24 hr.	UNDERGROUND	X	
55 Ft.	2017	4982 Bucket Truck - 24hr	UNDERGROUND	X	
56 Ft.	2014	6185 Bucket Truck - 24hr	UNDERGROUND	X	
55 Ft.	2022	7420 Bucket Truck- 24 hr	UNDERGROUND	X	
Jerald Taitano					
35 Ft.	2009	5527 Bucket Truck - 24hr	SUBSTATION	X	
Therese Tudela					
35 Ft.	2006	6922 Bucket Truck - 24hr	METER SHOP	X	
Transportation					
120 Ft.	2020	7402 Bucket Truck -24hr	OVERHEAD LINE	X	
65 Ft.	2023	7639 Bucket Truck-24hr	OVERHEAD LINE		X

**FACILITIES - MONTHLY REPORT
JUNE 2024**

	PROJECT	%	REMARKS
1	AC MAINTENANCE (GPA-WIDE)	40	Service AC'S (Clean filters, clean drain lines). Verify Operating pressures. Make Repairs, adjustments.
2	FADIAN GROUNDS MAINTENANCE	30	Completed
3	GROUND MAINTENANCE - SUBSTA/GPA FAC	100	Grounds Maintenance conducted by contractor: JJ Global, OP. 32107
4	GROUND MAINTENANCE - WSD	20	Completed by FAC., and GWA personnel. Pending award to contractor (GPA-027-24)
5	FADIAN/GBN	100	SPORD, collector stand. Deliver constructed stand to Fadian. 6/4-7
		100	Chiller. Replace AHU filters on 3rd floor. 6/6
		100	Remove furniture from AGM offices, L. Tumaneng. 6/14
		100	Summer hires. Receive temp. hires. 6/17
		100	Copy paper. Deliver (6) cases of paper to Finance. 6/19
		100	CTP Briefing, boardroom. 6/20
		100	Summer trainees meeting. 6/20
		100	Liberation Message. Video shoot 6/21
		100	Trash. Transfer trash to other locations, due to high volume of shredding. 6/21-26
		100	Escort. Open 1st floor elect. Room for SPORD site visit, solar canopy. 6/25
		100	PIO. Assist section with delivery. 6/28
		100	Lobby lights. Repair lights (with poly diffuser). 6/29
6	GENERAL WORK	100	WSD/Y-17. Repair (3) fixtures. 6/3
		100	Transportation. Repair toilet, clear clog in waste pipe. Utilize waterjet. 6/3
		100	Grounds Maintenance. Monitor contractors cutting grass in station. 6/3-27
		100	T&D. Construct gate access (to Laydown Yard) for operators. 6/4-5
		100	WSD/WBP-9. Repair (4) light fixtures. 6/6
		100	Dededo Sub. Repair AC unit, replace AHU belt. Unit back in service. 6/6
		100	Yigo Diesel. Install 2-spans (24 feet) of chainlink fencing. 6/6
		100	Yigo Diesel. Install 1-span of chainlink 6/7
		100	GEN. ADMIN. Repair water leak (3/4"). 6/7
		100	T&D, Meter/Relay. Repair restroom sink, reset on wall. 6/7-8

**FACILITIES - MONTHLY REPORT
JUNE 2024**

	PROJECT	%	REMARKS
		100	Yigo Diesel. Install 20 each barb wire brackets, and 700' of barb wire. 6/10
		100	Shop. Clear clog in waste pipe. Utilize waterjet. 6/11
		100	Shop. Work with P&R, remove salvage light bulbs. 6/44
		100	Piti No. 7. Repair water leak behind control room. 6/12-13
		100	T&D Meter/Relay. Replace cleanout cover. Cement new cover in place. 6/13-14
		100	Yigo Diesel. Install tension wire, 60', and barb wire brackets, 6 each. 6/14
		100	T&D. Construct fence line for 15-ton AC units. 6/7-27
		100	Yigo Diesel. Install tension wire, 80'. 6/17
		100	MEC. Work with plant personnel. Investigate water high consumption. 6/19-20
		100	Training, Scaffolding (16-hour). J. Casila. 6/20-21
		100	Overhead. Release on sheet (3/4" psi treated), for emergency field repairs. 6/25
		100	T&D ice machine. Repair unit 1. Replace (1) defective float switch assembly. 6/27
		100	Central Maint. Pickup materials for project, construction of office space. 6/27
		100	PSCC, south. Service AC unit in control center. 6/28
7	GBN WATER SOFTENER	100	Apply weekly salt to softener system.
8	SHOP WORK	100	Clean up weekly. Bay, break and office areas.
9	MISCELLANEOUS/ADMIN.	100	Carpentry Amend IV. Email docusign to AGMO 6/4
		100	Courier Services, amendment II. Email docusign to Selma 6/5
		100	Salt. Create OR. 39119 (50 bags) 6/12
		100	T5 Ballast. Create Or. 39120 (100 ea.) 6/12
		100	TOF. Prepare transfer, locksmith (\$2K). Drop to budget. 6/18
		100	Carpentry Amend V. Email Docusign to AGMO. 6/20
		100	TOF. Prepare transfer, asset tags and AC supply, Amend II. Drop to budget. 6/20

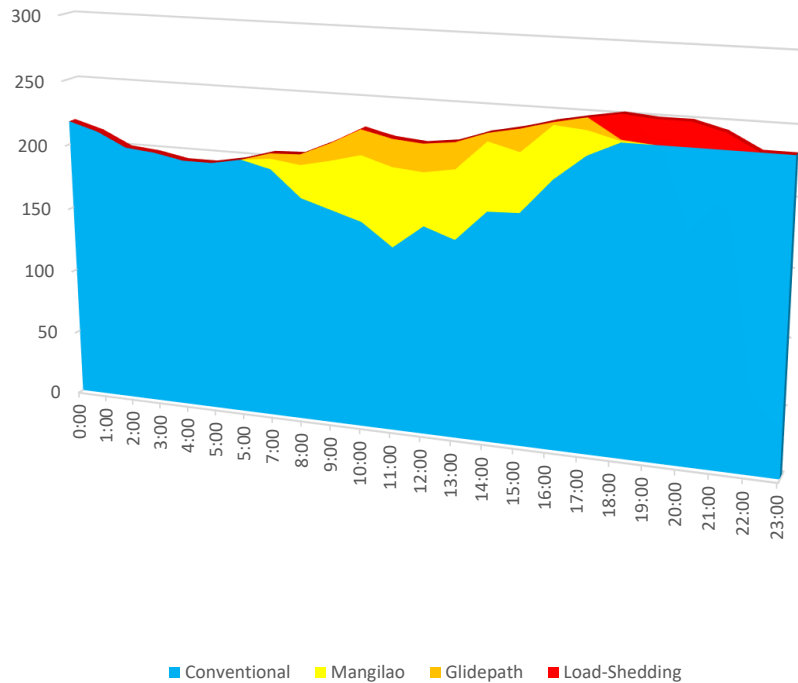
GENERATION CAPACITY UPDATE



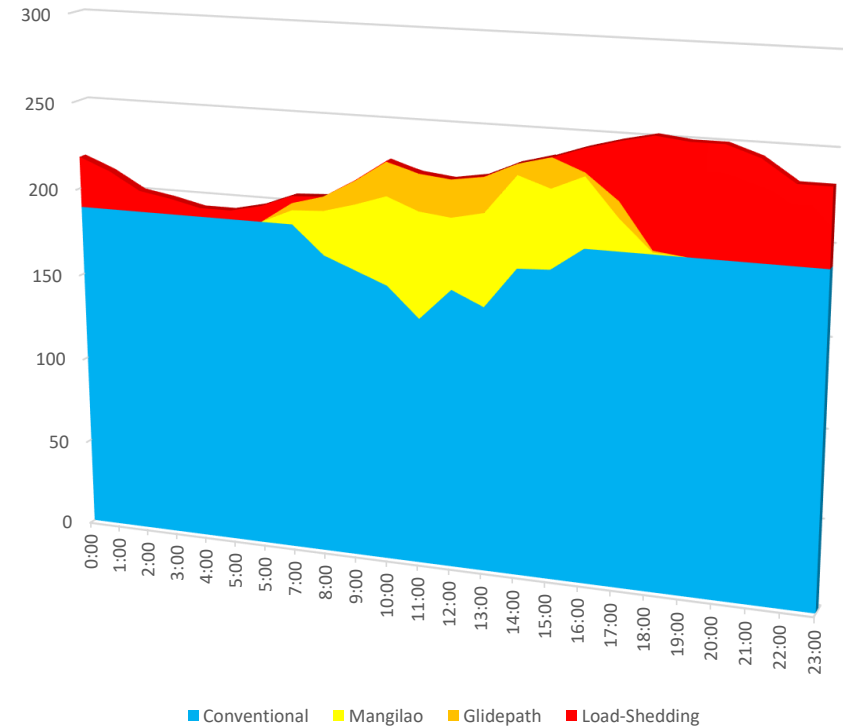
Generation Capacity Update

Impact of Generation Capacity Shortfall: Down Baseload Scenarios

One Baseload Down
Load Shedding 18 MW
Capacity 232 MW; Demand 250 MW



Two Baseloads Down
Load Shedding 61 MW
Capacity 189 MW; Demand 250 MW



■ Conventional ■ Mangilao ■ Glidepath ■ Load-Shedding

■ Conventional ■ Mangilao ■ Glidepath ■ Load-Shedding



Generation Capacity Update

Load Shedding Summary SEPTEMBER 01, 2023 – June 30, 2024

Month	Feeders Impacted	Feeder Outages	Hours Outaged	Avg. MW/Feeder	Avg. Hrs/Feeder	Unservd Kwh	Total Kwh	% Energy Unserved	Days LS
Sep-23	48	349	274	2.83	5.7	6,497,316	132,438,829	4.906%	20
Oct-23	49	162	114	2.84	2.3	1,185,508	131,161,706	0.904%	11
Nov-23	51	286	244	2.84	4.8	4,261,898	136,751,045	3.117%	9
Dec-23	12	13	7	3.47	0.6	66,018	138,450,500	0.048%	4
Jan-24	21	25	18	1.90	0.9	44,449	130,751,951	0.034%	4
Feb-24	9	10	8	1.74	0.9	17,120	120,398,746	0.014%	1
Mar-24	2	2	1	2.17	0.5	2,049	133,967,814	0.002%	1
Apr-24	11	11	2	2.22	0.2	5,097	139,402,631	0.004%	1
May-24	25	26	11	0.32	2.0	47,181	148,851,491	0.032%	2
Jun-24	12	12	4	3.70	0.3	15,994	128,910,556	0.012%	2
Sep, 2023-June, 2024	55		680		12.4				55

	Dec-23	Jan-24	Feb-24	Mar-24	Apr-24	May-24	Jun-24	Jul-24	Aug-24	Sep-24	Oct-24	Nov-24	Dec-24
Net KWH Send Out	138,450,500	130,751,951	120,398,746	133,967,814	139,402,631	143,520,734	140,901,168	136,029,600	137,349,577	136,632,902	133,673,532	137,178,643	137,615,616
Average MW Demand	233	211	212	220	235	245	236	221	225	234	219	234	225
Highest MW Demand	244	233	223	234	248	252	251	242	246	260	243	248	250

Notes:

1. Published monthly load shedding schedules are based on a scenario with up to 2 baseload plants offline.
2. On Nov 17, 3 plants were offline: (1) Piti 7 had been offline for preventive maintenance. (2) Cabras 2, baseload plant, suffered a boiler tube leak and was taken offline the previous evening for emergency repairs. (3) Piti 8, baseload plant, experienced a cooling water leak that evening (at the onset of peak demand), and was taken offline for emergency repair.
3. Lower demand, especially in Dec 2023, allowed plant personnel to complete repairs and preventative maintenance with little or no load shedding scenarios.
4. The numbers (Feeders Impacted, Feeder Outages, Hours Outaged, Avg. MW/Feeder, Avg. Hrs/Feeder, Unserved kWh) from September, 2023 through June 30, 2024 have been updated. (Source: Peak MW Net kWh Report)



Generation Capacity Update

Action Plan for Recovery of Existing Capacity and Adding New Capacity

PLANT	ACTION	TARGET DATE
Cabras 2 <i>Baseload</i>	Boiler tube repairs. Unit being loaded towards 35-45 MW capacity.	November 20, 2023 (completed)
Piti 7 <i>Combustion Turbine</i>	Plenum repair (2-day outage) will increase capacity from 23 MW to 30 MW. 26 for emergencies	December 2, 2023 (completed)
Talo'fo'fo BESS <i>Existing Utility-Scale ESS</i>	Utilize existing Battery Energy Storage System (ESS) to shift 4 MW energy during peak time. Contract signed on Feb.1. Within the past two and a half months, there have been 30 days of energy shifted for a total of 203MWH	February 1, 2024 (completed)
Manenggon/Pulantat Diesels <i>Wartsila Diesels</i>	Unit cleared for rated capacity (8MW) to support the IWPS, as of May 20, 2024.	May-24 (completed)
Tenjo, Talo'fo'fo Diesels <i>Caterpillar Diesels</i>	Plant back up to 12 MW out of 25 MW at Tenjo and additional 4 MW at Talofoyo	May 2024 (completed)
Temporary Power 20 MW	Procure 20 MW of temporary power generation under Emergency Procurement. Bill 206, passed by the Legislature and signed into law by Governor. Units initiated testing in July estimated time of completion: July 24, 2024.	July-24
Yigo CT 20 MW <i>Combustion Turbine</i>	Back online on April 22 nd , at 16MW pending Hot Section Exchange.	Aug-24
1.1 MW Diesels <i>Cummins Diesels</i>	Repair/replace up to 20 MW of capacity. Temporary site at Tenjo (Emergency Procurement)	Sep-24

OTHER CAPACITY

Orote #2	5.6 MW Navy generator	Ongoing
Interruptible Load Program (ILP)	Expand participation. Currently at ~16 MW.	Ongoing

Generation Capacity Update

Yigo CT

Back online on April 22nd as scheduled after the generator repair the unit is currently at 16MW. A Hot Section Exchange is planned from late July 2023 thru early August 2023 to return unit to 20MW.



Tenjo, Talo'fo'fo Diesels

Tenjo Vista and Talofof plants turbo charger repairs were completed, returning 9 MWs to the system by end of May 2024. Parts are on order to complete repairs for Tenjo Unit #5 from



Generation Capacity Update

Aggreko Updates

All units were in place and initial commissioning activities started late June 2024. Synchronization of some units to the grid was on . Aggreko continues to test additional units with full commissioning before the end of July 2024.



Manenggon/Pulantat Diesels

Governor Actuator & PLC Upgrade Project:

Governor actuator repairs returned Unit #2 back into service in May 2024. Early June BWSC contractors and GPA personnel initiated the Programmable Logic Control (PLC) upgrade project and completed early July 2024 for a total plant output of 7 MW. The PLC project was necessary for plant monitoring and regulation.

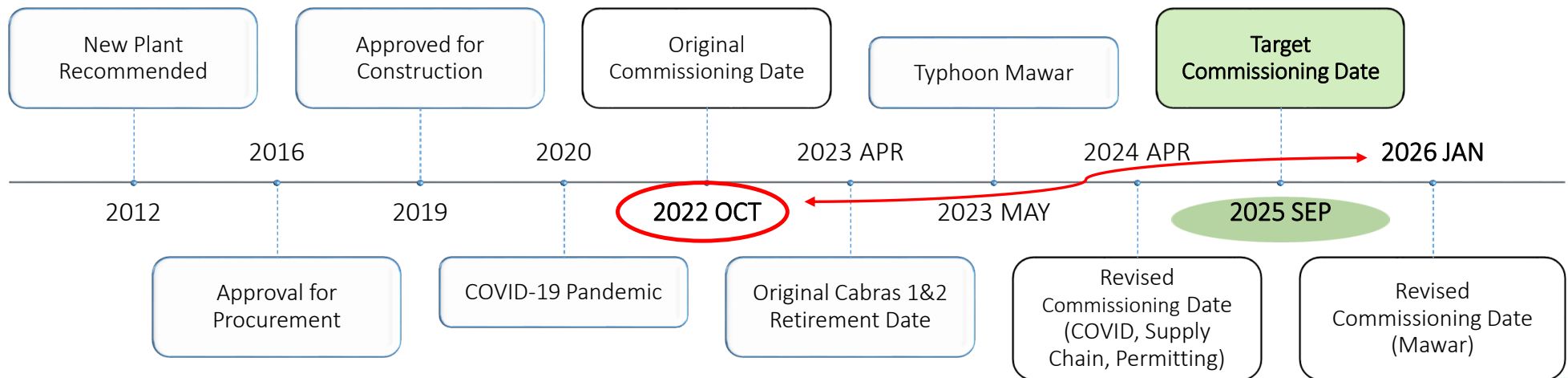


Generation Capacity Update

Long-Term Generation Capacity In Progress

New 198 MW Ukudu Combined Cycle Power Plant

- This plant, which is under construction and originally scheduled for commissioning in 2024, sustained damages from Typhoon Mawar and is now targeting a commissioning date of September 30, 2025. This new date is an improvement from January 2026 and is subject to CCU and PUC approvals for incentives to accelerate the project. The commissioning delay presents additional challenges for GPA to meet the demand over the next two years.
- The new plant will provide improved generation reliability and substantially reduce fuel operating costs once commissioned.
- The plant is a critical part of the USEPA-GPA Consent Decree which also requires the retirement of Cabras units 1&2 within 6 months of the Ukudu plant's commissioning.



Generation Capacity Update

Long-Term Generation Capacity In Progress

(continued)

PHASE IV RENEWABLES BID

- Bids from proponents have been received. All five (5) bidders have progressed to next phase.
- Approximately 330MW of renewable energy with energy shifting Energy Storage Batteries may be awarded late this summer. Contract which would shift at least 50% energy production from daytime supply to nighttime supply to meet peak and reduce conventional unit production.
- Commissioning may take about 3 years from CCU & PUC approvals.
- GPA may achieve 50% renewables by 2027, years ahead of 2035 mandate.
- The energy storage systems will help increase GPA generation capacity substantially.

HANWHA 41 MW SOLAR PV PLANT

- Project has received CCU & PUC approvals.
- Targeted commissioning is NLT April 2026

VIRTUAL POWER PLANT BID

- Engineering technical analysis and work on bid specifications are ongoing. Team is analyzing best way to integrate smaller-sized renewable capacity into the grid.
- This bid is considering 20 MW capacity as the initial pilot bid.